



School Improvement Bond Update

Bond Accountability Committee

Meeting

May 20, 2020



Agenda

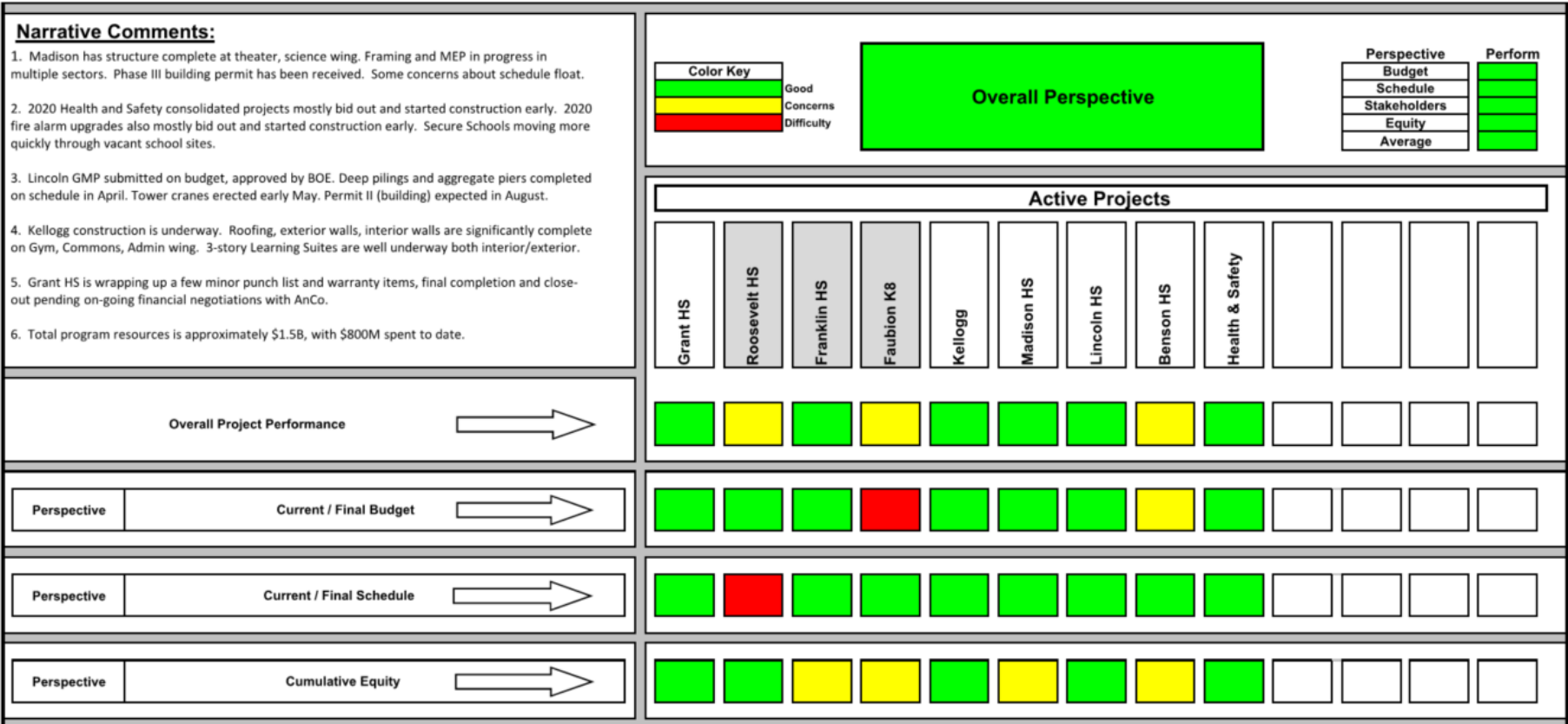
- **Welcome & Introductions** **10:00 am**
- **Program Update, Scorecards, Reports** **10:15 – 10:50 am**
- **Project Updates** **10:50 – 11:50 pm**
- **Questions** **11:50 – 12:00 pm**
- **Wrap-Up and Adjourn**



Public Comment



Balanced Scorecard - Overall





Balanced Scorecard - Budget

<p>Narrative Comments:</p> <ol style="list-style-type: none"> Grant HS: Work continues on close-out of AnCo contract. Project is currently forecasted to be on budget. On-going budget/risk management efforts focused on reducing impacts to budget. Kellogg MS: On budget. IT and FF&E commitments still outstanding but risk assessment is positive. Madison HS: Risk mitigation re: contingency on-going but trending well. Lincoln HS: GMP finalized/approved within project budget. Benson HS: Current contingency projections for HS project are trending lower than District standards. Budgets are currently under review with program staff. H&S: Budget and goals update by program under development. Current forecasts indicate all program goals will be achieved within budget. 			<div style="display: flex; justify-content: space-between; align-items: center;"> <div style="border: 1px solid black; padding: 5px;"> <p>Color Key</p> <table border="1"> <tr><td style="background-color: green; width: 15px; height: 10px;"></td><td>Good</td></tr> <tr><td style="background-color: yellow; width: 15px; height: 10px;"></td><td>Concerns</td></tr> <tr><td style="background-color: red; width: 15px; height: 10px;"></td><td>Difficulty</td></tr> </table> </div> <div style="text-align: center; flex-grow: 1;"> <div style="background-color: yellow; border: 2px solid black; padding: 10px; font-weight: bold; font-size: 1.2em;">Budget Perspective</div> </div> <div style="border: 1px solid black; padding: 5px;"> <p>Strategic Obj.</p> <table border="1"> <tr><td>A</td><td style="background-color: green; width: 15px; height: 10px;"></td></tr> <tr><td>B</td><td style="background-color: yellow; width: 15px; height: 10px;"></td></tr> <tr><td>C</td><td style="background-color: yellow; width: 15px; height: 10px;"></td></tr> <tr><td>D</td><td style="background-color: green; width: 15px; height: 10px;"></td></tr> <tr><td>Average</td><td style="background-color: green; width: 15px; height: 10px;"></td></tr> </table> </div> </div>												Good		Concerns		Difficulty	A		B		C		D		Average	
				Good																									
	Concerns																												
	Difficulty																												
A																													
B																													
C																													
D																													
Average																													
Active Projects																													
Strategic Objectives	Performance Measures	Performance Targets	Grant HS	Roosevelt HS	Franklin HS	Faubion K8	Kellogg	Madison HS	Lincoln HS	Benson HS	Health & Safety																		
<p>Objective A Project Budget and Scope Aligned</p> <table border="1"> <tr> <td style="width: 5%;">1</td> <td style="width: 25%;">Initial Project Budget and Scope Identified</td> <td style="width: 70%;">Green > 10% Project Contingency Yellow 0% - 10% Project Contingency Red < 0% Project Contingency</td> </tr> <tr> <td>2</td> <td>Master Plan Budget and Scope Aligned</td> <td></td> </tr> </table>			1	Initial Project Budget and Scope Identified	Green > 10% Project Contingency Yellow 0% - 10% Project Contingency Red < 0% Project Contingency	2	Master Plan Budget and Scope Aligned																						
1	Initial Project Budget and Scope Identified	Green > 10% Project Contingency Yellow 0% - 10% Project Contingency Red < 0% Project Contingency																											
2	Master Plan Budget and Scope Aligned																												
<p>Objective B Planning & Design Costs within Budget</p> <table border="1"> <tr> <td style="width: 5%;">3</td> <td style="width: 25%;">Schematic Design Budget and Scope Aligned</td> <td style="width: 70%;">Green > 10% Project Contingency Yellow 0% - 10% Project Contingency Red < 0% Project Contingency</td> </tr> <tr> <td>4</td> <td>Design Dev Budget and Scope Aligned</td> <td></td> </tr> <tr> <td>5</td> <td>Construct Docs Budget and Scope Aligned</td> <td></td> </tr> </table>			3	Schematic Design Budget and Scope Aligned	Green > 10% Project Contingency Yellow 0% - 10% Project Contingency Red < 0% Project Contingency	4	Design Dev Budget and Scope Aligned		5	Construct Docs Budget and Scope Aligned																			
3	Schematic Design Budget and Scope Aligned	Green > 10% Project Contingency Yellow 0% - 10% Project Contingency Red < 0% Project Contingency																											
4	Design Dev Budget and Scope Aligned																												
5	Construct Docs Budget and Scope Aligned																												
<p>Objective C Construction Costs within Budget</p> <table border="1"> <tr> <td style="width: 5%;">6</td> <td style="width: 25%;">Project Budget and Scope Aligned at Construction Award / GMP</td> <td style="width: 70%;">Green > 10% Project Contingency Yellow 0% - 10% Project Contingency Red < 0% Project Contingency</td> </tr> <tr> <td>7</td> <td>Project Budget and Scope Aligned at 50% Complete</td> <td>Green > 5% Project Contingency Yellow 0% - 5% Project Contingency Red < 0% Project Contingency</td> </tr> </table>			6	Project Budget and Scope Aligned at Construction Award / GMP	Green > 10% Project Contingency Yellow 0% - 10% Project Contingency Red < 0% Project Contingency	7	Project Budget and Scope Aligned at 50% Complete	Green > 5% Project Contingency Yellow 0% - 5% Project Contingency Red < 0% Project Contingency																					
6	Project Budget and Scope Aligned at Construction Award / GMP	Green > 10% Project Contingency Yellow 0% - 10% Project Contingency Red < 0% Project Contingency																											
7	Project Budget and Scope Aligned at 50% Complete	Green > 5% Project Contingency Yellow 0% - 5% Project Contingency Red < 0% Project Contingency																											
<p>Objective D Project within Budget</p> <table border="1"> <tr> <td style="width: 5%;">8</td> <td style="width: 25%;">Current Project Budget</td> <td style="width: 70%;">Within Budgeted Amount</td> </tr> </table>			8	Current Project Budget	Within Budgeted Amount																								
8	Current Project Budget	Within Budgeted Amount																											



Budget Update:

Combined Project Cost Summary Report for Capital Improvement Bond Program

May 2020

Project Name	Original Budget	Approved Budget Changes	Current Budget	Current Commitments	Estimate At Completion	Forecasted Over/(Under)	Actuals Approved
2012 Bond							
Franklin HS Modernization	81,585,655	30,875,627 ¹	112,461,282	112,453,984	112,461,282	-	112,332,978
Franklin - Teen Parent-Playground-Bond - 4833 - FY19	-	170,000 ²	170,000	160,130	160,130	(9,870)	144,879
Franklin - Repairs - 5145 - FY20	-	258,245 ³	258,245	136,141	886,199	627,954	96,656
Grant HS Modernization	88,336,829	70,593,488 ⁴	158,930,317	158,696,016	158,930,317	-	154,276,641
Grant - Aux Gym-Batting Cages-Bond - 5311 - FY20	-	40,000 ⁵	40,000	550	40,000	-	550
Grant - GHS Grant Bowl Improvements - 4919 - FY19	-	250,000 ⁶	250,000	132,970	250,000	-	130,320
Roosevelt HS Modernization	68,418,695	32,367,036 ⁷	100,785,731	100,785,732	100,577,731	(208,000)	100,185,876
Roosevelt - Modularity-relocated and store - 4435 - FY17	-	186,749 ⁸	186,749	186,749	186,749	-	186,749
Roosevelt - Phase IV Modernization - 5171 - FY20	-	4,615,000 ⁹	4,615,000	558,001	4,615,000	-	85,440
Roosevelt - Window Restoration - 5193 - FY20	-	1,193,882 ¹⁰	1,193,882	118,235	1,193,882	-	67,938
Faubion Replacement	27,035,537	22,875,014 ¹¹	49,910,551	49,686,746	49,903,263	(7,288)	49,686,746
Faubion Add-Ons - 4918 - DA004 - FY19	-	125,000 ¹²	125,000	122,276	125,000	-	105,269
Improvement Project 2013	9,467,471	2,495,669 ¹³	11,963,140	11,963,139	11,963,140	-	11,963,139
Improvement Project 2014	13,620,121	4,191,667 ¹⁴	17,811,788	17,811,788	17,811,788	-	17,811,788
Improvement Project 2015	13,521,066	102,076 ¹⁵	13,623,142	13,497,438	13,497,438	(125,704)	13,497,438
Improvement Project 2015 - Maplewood	-	1,518,698 ¹⁶	1,518,698	1,518,698	1,518,698	-	1,518,698
Improvement Project 2015 - SCI	-	2,057,686 ¹⁷	2,057,686	2,057,686	2,057,686	-	2,057,686
Improvement Project 2016	15,274,437	1,386,346 ¹⁸	16,660,783	16,405,180	16,405,275	(255,508)	16,405,180
GROUP 3 (IP 2017)	6,796,707	15,523,349 ¹⁹	22,320,056	22,212,319	22,320,056	-	21,696,850
Improvement Project 2018	9,062,119	(9,062,120) ²⁰	(1)	-	(1)	-	-
Improvement Project 2019	-	- ²¹	-	-	-	-	-
Master Planning - Benson HS	191,667	206,975 ²²	398,642	398,642	398,642	-	398,642
Master Planning - Cleveland HS	191,667	(191,667) ²³	-	-	-	-	-
Master Planning - Jefferson HS	191,667	(191,667) ²⁴	-	-	-	-	-
Master Planning - Lincoln HS	191,667	165,427 ²⁵	357,094	357,094	357,094	-	357,094
Master Planning - Madison HS	191,667	132,413 ²⁶	324,080	324,070	324,080	-	324,070
Master Planning - Wilson HS	191,667	(191,667) ²⁷	-	-	-	-	-
Marshall Swing Site - Bond 2012	-	4,070,103 ²⁸	4,070,103	4,070,103	4,070,103	-	4,070,103
Tubman Swing Site - Bond 2012	-	1,164,776 ²⁹	1,164,776	1,164,776	1,164,776	-	1,164,776
Swing Sites & Transportation	9,550,000	(9,550,000) ³⁰	-	-	-	-	-
Educational Specification	-	275,168 ³¹	275,168	275,168	275,168	-	275,168
Debt Repayment	45,000,000	-	45,000,000	45,000,000	45,000,000	-	45,000,000
2012 Bond Program	93,181,361	(57,866,530) ³²	35,314,831	31,714,217	34,717,049	(597,782)	26,372,652
	482,000,000	119,786,742	601,786,742	591,807,849	601,210,544	(576,198)	580,213,327



Budget Update:

Project Name	Original Budget	Approved Budget Changes	Current Budget	Current Commitments	Estimate At Completion	Forecasted Over/(Under)	Actuals Approved
2017 Bond							
Benson HS Modernization	202,000,000	(148,347,500) ³³	53,652,500	26,815,958	281,939,623	228,287,123	8,692,887
Benson HS Modernization - Kenton Swing Site-Mult Pathways - 5013	-	5,500,000 ³⁴	5,500,000	1,062,410	2,200,000	(3,300,000)	185,459
Benson HS Modernization - Marshall Swing Site - 500E	-	14,050,000 ³⁵	14,050,000	1,511,634	11,860,648	(2,189,352)	690,670
Benson HS Modernization - Mult Pathways to Graduation - 4999	-	5,500,000 ³⁶	5,500,000	131,703	61,727,729	56,227,729	117,903
<i>Benson subtotal</i>		<i>(123,297,500)</i>	<i>78,702,500</i>		<i>357,728,000</i>	<i>279,025,500</i>	
Lincoln HS Replacement	187,000,000	53,350,000 ³⁷	240,350,000	208,839,628	240,350,000	-	19,696,801
Multiple Sites - Athletic Swing Sites-Bond - 5206 - FY20	-	2,150,000 ³⁸	2,150,000	23,434	2,150,000	-	3,837
<i>Lincoln subtotal</i>		<i>55,500,000</i>	<i>242,500,000</i>		<i>242,500,000</i>	<i>-</i>	
Kellogg Replacement	45,000,000	14,811,150 ³⁹	59,811,150	52,600,721	59,811,150	-	26,956,513
Madison HS Modernization	146,000,000	55,502,499 ⁴⁰	201,502,499	185,679,398	201,502,499	-	69,887,359
	580,000,000	2,516,149	582,516,149	476,664,886	861,541,649	279,025,500	126,231,428
Benson HS Modernization: Pre-Design - Pre-Bond	-	561,725 ⁴¹	561,725	561,725	561,725	-	561,725
Kellogg Replacement: Pre-Design - Pre-Bond	-	385,873 ⁴²	385,873	385,873	385,873	-	385,873
Lincoln HS Modernization: Pre-Design - Pre-Bond	-	378,557 ⁴³	378,557	378,557	378,557	-	378,557
Madison HS Modernization: Pre-Design - Pre-Bond	-	274,297 ⁴⁴	274,297	274,297	274,297	-	274,297
Cleveland HS Modernization-Pre-Design - Pre-Bond - 4964 - FY15	-	153,100 ⁴⁵	153,100	153,000	153,100	-	114,429
Jefferson HS Modernization-Pre-Design - Pre-Bond - 4965 - FY15	-	151,800 ⁴⁶	151,800	151,300	151,800	-	123,445
Wilson HS Modernization-Pre Design - Pre-Bond - 4966 - FY19	-	151,700 ⁴⁷	151,700	151,600	151,700	-	104,262
2017 Bond Program: Pre-Design - Pre-Bond	-	81,323 ⁴⁸	81,323	81,323	81,323	-	81,323
2017 Bond Program	210,000,000	(21,941,288) ⁴⁹	188,058,712	29,364,649	111,688,016	(76,370,696)	21,125,214
	210,000,000	(19,802,913)	190,197,087	31,502,324	113,826,391	(76,370,696)	23,149,125
Beaumont - 2020 Asbestos Abatement-Bond - 5373 - FY20	-	220,941 ⁵⁰	220,941	-	220,941	-	-
Capitol Hill - 2020 Asbestos Abatement-Bond - 5275 - FY20	-	113,922 ⁵¹	113,922	-	113,922	-	-
Chapman - 2020 Asbestos Abatement-Bond - 5377 - FY20	-	102,486 ⁵²	102,486	-	102,486	-	-
Chapman - Re-Roof - Bond Funded - 4671 - FY18	-	4,260,654 ⁵³	4,260,654	3,831,877	4,260,654	-	479,941
Creative Science - ADA Accommodation-Access Control - 5049 - FY2C	-	12,855 ⁵⁴	12,855	12,855	12,855	-	33,514
GROUP 2 - Fire Alarm / Sprinkler	-	4,142,986 ⁵⁵	4,142,986	4,142,986	4,142,986	-	3,544,104
GROUP 4 - ASBESTOS	-	1,392,403 ⁵⁶	1,392,403	1,392,403	1,392,403	-	1,392,403
Harrison Park - Copy Room-Abate Asbestos Tile - 4664 - FY18	-	10,185 ⁵⁷	10,185	10,185	10,185	-	10,185
Harrison Park - K Classrooms-Abate Asbestos from floor tiles - 4441 - FY18	-	24,009 ⁵⁸	24,009	24,009	24,009	-	24,009
Hayhurst - SRGP-Bond - 5028 - FY19	-	4,423,500 ⁵⁹	4,423,500	3,957,914	4,219,303	(204,197)	2,515,703
Hosford - 2020 Asbestos Abatement-Bond - 5363 - FY20	-	228,168 ⁶⁰	228,168	80,652	228,168	-	-
Hosford - Wood Shop Floor-Asbestos - 4573 - FY18	-	41,523 ⁶¹	41,523	41,523	41,523	-	41,523
Jackson - Health & Safety Improvements-Bond - 5030 - FY19	-	6,521,000 ⁶²	6,521,000	6,356,339	6,521,000	-	3,439,178
Jefferson - Camera-Pull Stations - 4528 - FY17	-	30,859 ⁶³	30,859	30,859	30,859	-	30,859
Jefferson - Fire Sprinkler Upgrades-Bond - 5053 - FY19	-	1,167,966 ⁶⁴	1,167,966	1,149,317	1,167,966	-	1,127,358
Kelly - Partial Re-Roof-Bond - 5319 - FY20	-	1,904,478 ⁶⁵	1,904,478	29,371	1,904,478	-	28,371
Lane - 2020 Asbestos Abatement-Bond - 5361 - FY20	-	126,569 ⁶⁶	126,569	75,900	126,569	-	-
Lee - Roof Repair - 4497 - FY18	-	97,000 ⁶⁷	97,000	97,000	97,000	-	97,000
Lent - Radon Mitigation - 4344 - FY17	-	59,512 ⁶⁸	59,512	59,512	59,512	-	59,512
Lent - SRGP Design - 5194 - FY20	-	46,000 ⁶⁹	46,000	28,040	46,000	-	27,540
Marysville - Radon Mitigation-Rms 137-138-139 - 4939 - FY20	-	21,334 ⁷⁰	21,334	18,284	21,334	-	8,901
Mt Tabor - Partial Re-Roof-Bond - 5320 - FY20	-	3,515,778 ⁷¹	3,515,778	24,216	3,316,778	(199,000)	23,216
Multi-2018-4675-Bond-Security-PKG1 FY18-19	-	3,062,749 ⁷²	3,062,749	1,842,710	2,512,541	(550,208)	1,396,099
Multi-2018-5025-Bond-Security-PKG2-FY19	-	2,949,744 ⁷³	2,949,744	1,897,285	2,419,821	(529,923)	1,204,622



Budget Update:

Multi-2018-5026-Bond-Security-PKG3-FY19	-	2,962,600 ⁷⁴	2,962,600	343,376	4,042,731	1,080,131	2,112
Multiple Sites - 2018-2019 Middle School Conversions - 4586-FY18	-	32,540,735 ⁷⁵	32,540,735	31,994,370	32,272,370	(268,365)	31,959,457
Multiple Sites - Asbestos Bond Projects-2018-19 - 4923 - FY19	-	1,254,069 ⁷⁶	1,254,069	1,254,069	1,254,069	-	1,254,069
Multiple Sites - Asbestos Bond Projects-2019-20 - 4924 - FY20	-	100,000 ⁷⁷	100,000	86,069	100,000	-	41,326
Multiple Sites - Day CPM Management Services - 4610 - FY18	-	3,627,243 ⁷⁸	3,627,243	3,602,545	3,627,243	-	1,850,679
Multiple Sites - Fire Alarm Equipment Purchase - FY15/16/17/18 - X0114	-	507,151 ⁷⁹	507,151	383,606	507,151	-	383,606
Multiple Sites - Fire Alarm Upgrades-North Group 1 - 5211 - FY2C	-	1,952,500 ⁸⁰	1,952,500	1,761,760	1,952,500	-	18,760
Multiple Sites - Fire Alarm Upgrades-North Group 2 - 5212 - FY2C	-	1,955,500 ⁸¹	1,955,500	1,764,763	1,955,500	-	376,563
Multiple Sites - Fire Alarm Upgrades-South Group 3 - 5213 - FY2C	-	1,539,763 ⁸²	1,539,763	1,378,640	1,539,763	-	51,479
Multiple Sites - Fire Alarm Upgrades-South Group 4 - 5214 - FY2C	-	1,880,441 ⁸³	1,880,441	-	1,880,441	-	-
Multiple Sites - Floor Replacement-Bond Compensible - 4565 - FY18	-	124,841 ⁸⁴	124,841	124,841	124,841	-	124,841
Multiple Sites - Health & Safety Group 1 Design - 5153 - FY20	-	919,568 ⁸⁵	919,568	781,961	919,568	-	489,840
Multiple Sites - Health & Safety Group 2 Design - 5154 - FY20	-	1,137,400 ⁸⁶	1,137,400	969,000	1,137,400	-	685,691
Multiple Sites - Lead in Water Repairs - 4517 - FY17	-	7,129,459 ⁸⁷	7,129,459	2,740,803	7,129,459	-	2,326,688
Multiple Sites - Lead Paint Abatement - BOND	-	10,050,000 ⁸⁸	10,050,000	58,191	10,050,000	-	46,980
Multiple Sites - Lead Paint Abatement - Emergency Declaration - 4284 - FY17	-	1,273,501 ⁸⁹	1,273,501	1,273,500	1,273,501	-	1,273,500
Multiple Sites - Lead Paint Abatement - Fund 423 - 4493 -FY17	-	577,004 ⁹⁰	577,004	577,003	577,004	-	577,003
Multiple Sites - Radon Mitigation - 4609 - FY18	-	113,354 ⁹¹	113,354	113,354	113,354	-	113,354
Rigler - 2020 Asbestos Abatement-Bond - 5369 - FY20	-	172,747 ⁹²	172,747	-	172,747	-	-
Rigler - Health & Safety Improvements-Bond - 5029 - FY15	-	8,158,000 ⁹³	8,158,000	7,675,149	8,158,000	-	6,532,906
Sitton - Health & Safety Improvements-Bond - 5027 - FY19	-	6,746,662 ⁹⁴	6,746,662	6,746,662	6,746,662	-	6,746,662
Stephenson - 2020 Asbestos Abatement-Bond - 5362 - FY20	-	154,289 ⁹⁵	154,289	55,555	154,289	-	-
Tubman - Roof Repairs- 4584 - OSM - FY18	-	11,740 ⁹⁶	11,740	9,980	11,740	-	9,980
Vestal - 2020 Asbestos Abatement-Bond - 5367 - FY20	-	199,160 ⁹⁷	199,160	-	199,160	-	-
Woodstock - 2020 Asbestos Abatement-Bond - 5368 - FY20	-	250,664 ⁹⁸	250,664	-	250,664	-	-
Woodstock - Hallway-Abate and replace floor tiles - 4738 - FY18	-	8,614 ⁹⁹	8,614	8,614	8,614	-	8,614
	-	119,823,626	119,823,626	88,807,049	119,152,065	(671,561)	70,358,146
		790,000,000	102,536,862	892,536,862	596,974,260	1,094,520,105	201,983,243
		1,272,000,000	222,323,604	1,494,323,604	1,188,782,109	1,695,730,648	201,407,044
							799,952,026



Budget Update:

2012 Program Costs Summary

May 2020

	Original Budget	Approved Budget Changes	Current Budget	Estimate At Completion	Forecasted Over/(Under)	Actuals Approved
Bond Management	15,117,563	9,126,560 ¹	24,244,123	22,773,521	(1,470,601)	21,973,583
Bond Issuance Costs	3,000,000	(921,346) ²	2,078,654	2,056,501	(22,153)	2,056,501
PBOT IGA	5,000,000	-	5,000,000	4,000,000	(1,000,000)	-
OCIP	-	2,857,473 ³	2,857,473	2,857,473	-	2,342,568
Escalation	45,000,000	(45,000,000) ⁴	-	-	-	-
Fund 424	-	- ⁵	-	-	-	-
Bond Premium	-	- ⁶	-	-	-	-
Contingency - OSM	5,063,798	(3,929,217) ⁷	1,134,581	3,029,554	1,894,973	-
Contingency - BOE Reserves	20,000,000	(20,000,000) ⁸	-	-	-	-
Additional Criteria Financing (FHS/RHS)	-	- ⁹	-	-	-	-
Future Interest Earnings	-	-	-	-	-	-
Grand Totals	93,181,361	(57,866,530)	35,314,831	34,717,049	(597,782)	26,372,652



Budget Update:

2017 Program Costs Summary

May 2020

	Original Budget	Approved Budget Changes		Current Budget	Estimate At Completion	Forecasted Over/(Under)	Actuals Approved
Bond Management	40,000,000	8,175,737 ¹		48,175,737	52,339,535	4,163,798	15,687,683
Bond Issuance Costs	-	2,159,753 ²		2,159,753	5,000,000	2,840,247	2,159,753
OCIP	-	3,000,000 ³		3,000,000	5,000,000	2,000,000	-
Escalation	-	-		-	-	-	-
Contingency - OSM	20,000,000	7,999,932 ⁴		27,999,932	27,999,932	-	-
Bond Premium	-	68,202,151 ⁵		68,202,151	-	(68,202,151)	-
Corporate Activity Tax (SSA)	-	-		-	4,400,000	4,400,000	-
Future Interest Earnings	-	-		-	(21,572,589)	(21,572,589)	-
	60,000,000	89,537,573		149,537,573	73,166,877	(76,370,696)	17,847,435
ACCESSIBILITY - UNALLOCATED BUDGET	10,000,000	(9,554,440) ⁶		445,560	445,560	-	-
ASBESTOS - UNALLOCATED BUDGET	12,000,000	(6,187,664) ⁷		5,812,336	5,812,336	-	-
FIRE ALARM/SPRINKLER - UNALLOCATED BUDGET	25,849,990	(19,115,463) ⁸		6,734,527	6,734,527	-	-
LEAD PAINT - UNALLOCATED BUDGET	16,623,936	(12,833,349) ⁹		3,790,587	3,790,587	-	-
RADON - UNALLOCATED BUDGET	1,126,125	(261,236) ¹⁰		864,889	864,889	-	-
ROOFS - UNALLOCATED BUDGET	50,907,949	(49,659,262) ¹¹		1,248,687	1,248,687	-	-
SECURITY - UNALLOCATED BUDGET	5,000,000	(5,000,000) ¹²		-	-	-	-
WATER FIXTURES/PIPES - UNALLOCATED BUDGET	28,492,000	(8,867,447) ¹³		19,624,553	19,624,553	-	-
OSCIM GRANT - UNALLOCATED BUDGET	-	- ¹⁴		-	-	-	-
	150,000,000	(111,478,861)		38,521,139	38,521,139	-	-
	210,000,000	(21,941,288)		188,058,712	111,688,016	(76,370,696)	17,847,435



Budget Update:

Health & Safety Funding Allocation
May 2020

	Total Funds	Committed	Spent To Date	Balance	Unalloc Balance
Bond Fund Category: DS001 - Accessibility	9,200,000	6,306,465	8,298,965	901,035	Accessibility
<i>2017 Bond Program: Accessibility - Unallocated Budget</i>	<i>445,560</i>	<i>-</i>	<i>-</i>	<i>445,560</i>	<i>445,560</i>
Project Name: GROUP 3 (IP 2017)	3,593,412	1,359,734	3,353,340	240,073	
Project Name: Multiple Sites - 2018-2019 Middle School Conversions - 4586-FY18	4,411,028	4,359,708	4,360,010	51,018	
Project Name: Rigler - Health & Safety Improvements-Bond - 5029 - FY19	750,000	587,022	585,616	164,384	
Bond Fund Category: DS002 - Asbestos Remediation	11,040,000	1,168,657	3,548,835	7,491,165	Asbestos
<i>2017 Bond Program: Asbestos - Unallocated Budget</i>	<i>5,812,336</i>	<i>-</i>	<i>-</i>	<i>5,812,336</i>	<i>5,812,336</i>
Project Name: Beaumont - 2020 Asbestos Abatement-Bond - 5373 - FY20	220,941	-	-	220,941	
Project Name: Capitol Hill - 2020 Asbestos Abatement-Bond - 5275 - FY20	113,922	-	-	113,922	
Project Name: Chapman - 2020 Asbestos Abatement-Bond - 5377 - FY20	102,486	-	-	102,486	
Project Name: GROUP 3 (IP 2017)	66,361	66,361	37,162	29,199	
Project Name: GROUP 4 - ASBESTOS	1,392,403	165,618	1,392,403	-	
Project Name: Harrison Park - Copy Room-Abate Asbestos Tile - 4664 - FY18	10,185	-	-	10,185	
Project Name: Harrison Park - K Classrooms-Abate Asbestos from floor tiles - 4441 - FY18	24,009	-	24,009	-	
Project Name: Hosford - 2020 Asbestos Abatement-Bond - 5363 - FY20	228,168	80,652	-	228,168	
Project Name: Hosford - Wood Shop Floor-Asbestos - 4573 - FY18	41,523	-	41,523	-	
Project Name: Lane - 2020 Asbestos Abatement-Bond - 5361 - FY20	126,569	75,900	-	126,569	
Project Name: Multiple Sites - 2018-2019 Middle School Conversions - 4586-FY18	658,511	638,502	638,502	20,009	
Project Name: Multiple Sites - Asbestos Bond Projects-2018-19 - 4923 - FY19	1,256,069	-	1,254,069	2,000	
Project Name: Multiple Sites - Asbestos Bond Projects-2019-20 - 4924 - FY20	100,000	86,069	41,326	58,675	
Project Name: Multiple Sites - Floor Replacement-Bond Compensible - 4565 - FY18	101,044	-	101,044	-	
Project Name: Rigler - 2020 Asbestos Abatement-Bond - 5369 - FY20	172,747	-	-	172,747	
Project Name: Stephenson - 2020 Asbestos Abatement-Bond - 5362 - FY20	154,289	55,555	-	154,289	
Project Name: Vestal - 2020 Asbestos Abatement-Bond - 5367 - FY20	199,160	-	-	199,160	
Project Name: Woodstock - 2020 Asbestos Abatement-Bond - 5368 - FY20	250,664	-	-	250,664	
Project Name: Woodstock - Hallway-Abate and replace floor tiles - 4738 - FY18	8,614	-	8,614	-	
Bond Fund Category: DS003 - Fire Sprinkler/Alarms	23,781,991	11,266,620	9,468,833	14,313,158	Fire Sprink/Alarm
<i>2017 Bond Program: Fire Alarm/Sprinkler - Unallocated Budget</i>	<i>6,734,527</i>	<i>-</i>	<i>-</i>	<i>6,734,527</i>	<i>6,734,527</i>
Project Name: GROUP 2 - Fire Alarm / Sprinkler	4,142,986	4,132,316	3,544,104	598,882	
Project Name: GROUP 3 (IP 2017)	4,361,785	1,089,877	4,304,046	57,739	
Project Name: Jefferson - Fire Sprinkler Upgrades-Bond - 5053 - FY19	1,167,966	1,144,164	1,127,358	40,608	
Project Name: Multiple Sites - Fire Alarm Equipment Purchase - FY15/16/17/18 - X0114	46,523	-	46,523	-	
Project Name: Multiple Sites - Fire Alarm Upgrades-North Group 1 - 5211 - FY20	1,952,500	1,760,000	18,760	1,933,740	
Project Name: Multiple Sites - Fire Alarm Upgrades-North Group 2 - 5212 - FY20	1,955,500	1,763,000	376,563	1,578,937	
Project Name: Multiple Sites - Fire Alarm Upgrades-South Group 3 - 5213 - FY20	1,539,763	1,377,263	51,479	1,488,284	
Project Name: Multiple Sites - Fire Alarm Upgrades-South Group 4 - 5214 - FY20	1,880,441	-	-	1,880,441	
Bond Fund Category: DS004 - Lead Paint Stabilization	15,294,021	29,581	881,017	13,643,635	Lead Paint
<i>2017 Bond Program: Lead Paint - Unallocated Budget</i>	<i>4,459,984</i>	<i>-</i>	<i>-</i>	<i>3,690,615</i>	<i>4,459,984</i>
Project Name: Multiple Sites - Lead Paint Abatement - BOND	10,000,000	20,968	46,980	9,953,020	
Project Name: Multiple Sites - Lead Paint Abatement - Emergency Declaration - 4284 - FY17	395,243	-	395,243	-	
Project Name: Multiple Sites - Lead Paint Abatement - Fund 423 - 4493 -FY17	438,795	-	438,795	-	
Project Name: Woodstock - Hallway-Abate and replace floor tiles - 4738 - FY18	-	8,614	-	-	
Bond Fund Category: DS005 - Radon Mitigation	1,036,035	18,284	158,713	877,322	Radon
<i>2017 Bond Program: Radon - Unallocated Budget</i>	<i>864,889</i>	<i>-</i>	<i>-</i>	<i>864,889</i>	<i>864,889</i>
Project Name: Lent - Radon Mitigation - 4344 - FY17	38,938	-	38,938	-	
Project Name: Marysville - Radon Mitigation-Rms 137-138-139 - 4939 - FY20	21,334	18,284	8,901	12,434	
Project Name: Multiple Sites - Radon Mitigation - 4609 - FY18	110,875	-	110,875	-	



Budget Update:

Health & Safety Funding Allocation
May 2020

	Total Funds	Committed	Spent To Date	Balance	Unalloc Balance
Bond Fund Category: DS006 - Roof Improvements	46,835,313	29,793,935	29,664,504	17,170,809	Roof
<i>2017 Bond Program: Roofs - Unallocated Budget</i>	1,248,687	-	-	1,248,687	1,248,687
Project Name: Chapman - Re-Roof - Bond Funded - 4671 - FY18	4,260,654	3,768,719	479,941	3,780,713	
Project Name: GROUP 3 (IP 2017)	10,648,856	5,656,545	10,424,058	224,798	
Project Name: Hayhurst - SRGP-Bond - 5028 - FY19	1,923,500	1,436,328	799,527	1,123,973	
Project Name: Jackson - Health & Safety Improvements-Bond - 5030 - FY19	6,521,000	6,276,287	3,439,178	3,081,822	
Project Name: Kelly - Partial Re-Roof-Bond - 5319 - FY20	1,904,478	1,000	28,371	1,876,107	
Project Name: Lee - Roof Repair - 4497 - FY18	96,750	96,750	96,750	-	
Project Name: Mt Tabor - Partial Re-Roof-Bond - 5320 - FY20	3,515,778	1,000	23,216	3,492,562	
Project Name: Multiple Sites - 2018-2019 Middle School Conversions - 4586-FY18	3,781,759	3,781,759	3,781,759	-	
Project Name: Multiple Sites - Health & Safety Group 1 Design - 5153 - FY20	919,568	780,971	489,840	429,728	
Project Name: Multiple Sites - Health & Safety Group 2 Design - 5154 - FY20	1,137,400	969,000	685,691	451,709	
Project Name: Rigler - Health & Safety Improvements-Bond - 5029 - FY19	7,408,000	7,025,577	5,947,290	1,460,710	
Project Name: Sitton - Health & Safety Improvements-Bond - 5027 - FY19	3,468,883	-	3,468,883	-	
Bond Fund Category: DS007 - Security Improvements	9,322,221	4,146,589	2,911,740	6,410,481	Security
<i>2017 Bond Program: Security - Unallocated Budget</i>	-	-	-	-	-
Project Name: Creative Science - ADA Accommodation-Access Control - 5049 - FY20	12,855	12,855	12,855	-	
Project Name: Jefferson - Camera-Pull Stations - 4528 - FY17	30,859	-	30,859	-	
Project Name: Multi-2018-4675-Bond-Security-PKG1 FY18-19	3,062,749	1,728,158	1,396,099	1,666,651	
Project Name: Multi-2018-5025-Bond-Security-PKG2-FY19	2,949,744	1,799,119	1,204,622	1,745,123	
Project Name: Multi-2018-5026-Bond-Security-PKG3-FY19	2,962,600	341,264	2,112	2,960,488	
Project Name: Multiple Sites - 2018-2019 Middle School Conversions - 4586-FY18	303,414	265,194	265,194	38,220	
Bond Fund Category: DS008 - Water	26,212,640	1,825,935	2,376,658	24,505,378	Water
<i>Project Name: 2017 Bond Program</i>	18,955,157	-	-	19,624,553	18,955,157
Project Name: Multiple Sites - Lead in Water Repairs - 4517 - FY17	7,120,756	1,767,261	2,317,984	4,802,772	
Project Name: Multiple Sites - Lead in Water-Emergency Response - 4241 - FY16	136,727	58,675	58,675	78,053	
Bond Fund Category: Management Costs	12,000,000	8,192,779	6,574,838	5,425,162	
<i>2017 Bond Program: District Admin - Health & Safety</i>	8,326,726	4,762,137	4,696,619	3,630,107	
Project Name: Multiple Sites - Day CPM Management Services - 4610 - FY18	99,972	-	99,972	-	
Project Name: Multiple Sites - Day CPM Management Services - 4610 - FY18	3,527,302	3,402,602	1,750,707	1,776,595	
Project Name: Lent - SRGP Design - 5194 - FY20	46,000	28,040	27,540	18,460	
Bond Fund Category: OSCIM	3,277,779	-	3,277,779	-	OSCIM
<i>2017 Bond Program: OSCIM Grant - Unallocated Budget</i>	-	-	-	-	-
Project Name: Sitton - Health & Safety Improvements-Bond - 5027 - FY19	3,277,779	-	3,277,779	-	
	158,000,000	62,748,845	67,161,882	90,738,146	38,521,139



Balanced Scorecard - Equity

Narrative Comments:

1. Overall OSM is tracking a cumulative 16.55%, down 1.34% since last quarter for consultants and contractors together. Current breakdown by certification type is as follows:

	Cumulative	Prior Report	Previous 12 Months	Prior Report
MBE:	6.07%	6.04%	9.55%	10.63%
WBE:	7.29%	8.49%	0.57%	7.17%
SDVBE:	<.01%	<.01%	<.01%	<.01%
ESB:	2.34%	2.44%	2.05%	3.34%
N-C:	0.86%	0.92%	0.07%	0.07%

N-C = Non-Certified (counted for credit from a Certified Business that "graduated" out or did not reapply).

2. OSM continues to exceed the 20% apprenticeable trade hours goal (currently 24%, same as last quarter).

3. Madison reporting may not be timely, based on comparison with actuals paid. OSM program management is reviewing.

<p>Color Key</p> <table style="width: 100%; border-collapse: collapse;"> <tr> <td style="width: 20px; height: 10px; background-color: green; border: 1px solid black;"></td> <td>Good</td> </tr> <tr> <td style="width: 20px; height: 10px; background-color: yellow; border: 1px solid black;"></td> <td>Concerns</td> </tr> <tr> <td style="width: 20px; height: 10px; background-color: red; border: 1px solid black;"></td> <td>Difficulty</td> </tr> </table>		Good		Concerns		Difficulty	<div style="background-color: green; padding: 20px; border: 2px solid black; display: inline-block;"> <h2>Equity Perspective</h2> </div>	<table style="width: 100%; border-collapse: collapse;"> <tr> <th style="text-align: left;">Strategic Obj.</th> <th style="text-align: left;">Perform</th> </tr> <tr> <td style="text-align: center;">A</td> <td style="text-align: center;"><div style="width: 20px; height: 10px; background-color: yellow; border: 1px solid black;"></div></td> </tr> <tr> <td style="text-align: center;">B</td> <td style="text-align: center;"><div style="width: 20px; height: 10px; background-color: green; border: 1px solid black;"></div></td> </tr> <tr> <td style="text-align: center;">C</td> <td style="text-align: center;"><div style="width: 20px; height: 10px; background-color: green; border: 1px solid black;"></div></td> </tr> <tr> <td style="text-align: center;">Average</td> <td style="text-align: center;"><div style="width: 20px; height: 10px; background-color: green; border: 1px solid black;"></div></td> </tr> </table>	Strategic Obj.	Perform	A	<div style="width: 20px; height: 10px; background-color: yellow; border: 1px solid black;"></div>	B	<div style="width: 20px; height: 10px; background-color: green; border: 1px solid black;"></div>	C	<div style="width: 20px; height: 10px; background-color: green; border: 1px solid black;"></div>	Average	<div style="width: 20px; height: 10px; background-color: green; border: 1px solid black;"></div>
	Good																	
	Concerns																	
	Difficulty																	
Strategic Obj.	Perform																	
A	<div style="width: 20px; height: 10px; background-color: yellow; border: 1px solid black;"></div>																	
B	<div style="width: 20px; height: 10px; background-color: green; border: 1px solid black;"></div>																	
C	<div style="width: 20px; height: 10px; background-color: green; border: 1px solid black;"></div>																	
Average	<div style="width: 20px; height: 10px; background-color: green; border: 1px solid black;"></div>																	

Active Projects

Grant HS	Roosevelt HS	Franklin HS	Faubion K8	Kellogg	Madison HS	Lincoln HS	Benson HS	Health & Safety				
<div style="width: 20px; height: 15px; background-color: green; border: 1px solid black;"></div>	<div style="width: 20px; height: 15px; background-color: green; border: 1px solid black;"></div>	<div style="width: 20px; height: 15px; background-color: yellow; border: 1px solid black;"></div>	<div style="width: 20px; height: 15px; background-color: yellow; border: 1px solid black;"></div>	<div style="width: 20px; height: 15px; background-color: green; border: 1px solid black;"></div>	<div style="width: 20px; height: 15px; background-color: yellow; border: 1px solid black;"></div>	<div style="width: 20px; height: 15px; background-color: green; border: 1px solid black;"></div>	<div style="width: 20px; height: 15px; background-color: yellow; border: 1px solid black;"></div>	<div style="width: 20px; height: 15px; background-color: green; border: 1px solid black;"></div>	<div style="width: 20px; height: 15px; background-color: white; border: 1px solid black;"></div>	<div style="width: 20px; height: 15px; background-color: white; border: 1px solid black;"></div>	<div style="width: 20px; height: 15px; background-color: white; border: 1px solid black;"></div>	<div style="width: 20px; height: 15px; background-color: white; border: 1px solid black;"></div>

Strategic Objectives	Performance Measures	Performance Targets
Objective A Meets Aspirational Certified	1 Consultants - % of payments made to Certified owned	Green: Certified >18% Yellow: Certified >10% Red: Certified <10%
	2 Contractors - % of payments made to Certified owned	
	3 Project Overall - % of payments made to Certified owned	
Objective B apprenticeable trade participation	4 Contractors % of labor hours/apprenticeable trade	Green: participation >20% Yellow: participation >10% Red: participation <10%
Objective C Meets student participation	5 Tier 1 - Group Activities EG: career fairs, guest speakers	Green: students > 500 Yellow: students > 100 Red: students < 100
	6 Tier 2 - 1-on-1, Short-Term Activities EG: job shadows, mock interviews	
	7 Tier 3 - 1-on-1, Long-Term Activities EG: internships	

	2013	2014	2015	2016	2017	2018	2019	2020
Objective A	<div style="width: 20px; height: 15px; background-color: yellow; border: 1px solid black;"></div>	<div style="width: 20px; height: 15px; background-color: yellow; border: 1px solid black;"></div>	<div style="width: 20px; height: 15px; background-color: red; border: 1px solid black;"></div>	<div style="width: 20px; height: 15px; background-color: red; border: 1px solid black;"></div>	<div style="width: 20px; height: 15px; background-color: green; border: 1px solid black;"></div>	<div style="width: 20px; height: 15px; background-color: green; border: 1px solid black;"></div>	<div style="width: 20px; height: 15px; background-color: yellow; border: 1px solid black;"></div>	<div style="width: 20px; height: 15px; background-color: yellow; border: 1px solid black;"></div>
Objective B	<div style="width: 20px; height: 15px; background-color: green; border: 1px solid black;"></div>	<div style="width: 20px; height: 15px; background-color: green; border: 1px solid black;"></div>	<div style="width: 20px; height: 15px; background-color: green; border: 1px solid black;"></div>	<div style="width: 20px; height: 15px; background-color: green; border: 1px solid black;"></div>	<div style="width: 20px; height: 15px; background-color: green; border: 1px solid black;"></div>	<div style="width: 20px; height: 15px; background-color: yellow; border: 1px solid black;"></div>	<div style="width: 20px; height: 15px; background-color: green; border: 1px solid black;"></div>	<div style="width: 20px; height: 15px; background-color: white; border: 1px solid black;"></div>
Objective C	<div style="width: 20px; height: 15px; background-color: green; border: 1px solid black;"></div>	<div style="width: 20px; height: 15px; background-color: red; border: 1px solid black;"></div>	<div style="width: 20px; height: 15px; background-color: green; border: 1px solid black;"></div>	<div style="width: 20px; height: 15px; background-color: green; border: 1px solid black;"></div>	<div style="width: 20px; height: 15px; background-color: green; border: 1px solid black;"></div>	<div style="width: 20px; height: 15px; background-color: green; border: 1px solid black;"></div>	<div style="width: 20px; height: 15px; background-color: green; border: 1px solid black;"></div>	<div style="width: 20px; height: 15px; background-color: white; border: 1px solid black;"></div>



Schedule Updates – Modernization Projects

CBRE HEERY		Portland Public Schools (PPS) Master Planning Schedule PPS - R2.1 BL Summary Details					Data Date: 01-Jul-19 Run Date: 15-May-20																														
Activity ID	Activity Name	BL Project Duration	BL Project Start	BL Project Finish	AI Completion Duration	Start	Finish	17	2018				2019				2020				2021				2022				2023				2024				1/25
									Q3	Q4	Q1	Q2	Q3	Q4	Q1	Q2	Q3	Q4	Q1	Q2	Q3	Q4	Q1	Q2	Q3	Q4	Q1	Q2	Q3	Q4	Q1	Q2	Q3	Q4	Q1		
Roosevelt High School		142	07-Aug-18	01-Mar-19	317	07-Aug-18 A	06-Nov-19																														
	Portland Public Schools Milestones	142	07-Aug-18	01-Mar-19	317	07-Aug-18 A	06-Nov-19																														
	Construction	142	07-Aug-18	01-Mar-19	317	07-Aug-18 A	06-Nov-19																														
	Closeout	56	05-Dec-18	25-Feb-19	189	04-Feb-19 A	29-Oct-19																														
Grant Modernization		520	02-Oct-17	11-Oct-19	582	02-Oct-17 A	14-Jan-20																														
	Portland Public Schools Milestones	520	02-Oct-17	11-Oct-19	582	02-Oct-17 A	14-Jan-20																														
	Construction, FF&E	472	02-Oct-17	05-Aug-19	481	02-Oct-17 A	16-Aug-19																														
	Owner Move In	35	03-Jul-19	21-Aug-19	61	03-Jun-19 A	27-Aug-19																														
	Closeout	91	05-Jun-19	11-Oct-19	184	22-Apr-19 A	14-Jan-20																														
Kellogg Replacement		1107	01-May-17	23-Aug-21	1111	01-May-17 A	27-Aug-21																														
	Portland Public Schools Milestones	1107	01-May-17	23-Aug-21	1111	01-May-17 A	27-Aug-21																														
	Planning, Design & Construction Documents	562	01-May-17	08-Jul-19	563	01-May-17 A	10-Jul-19 A																														
	Construction, FF&E	1004	01-Aug-17	01-Jul-21	1044	01-Aug-17 A	28-Aug-21																														
	Closeout	130	31-Dec-20	01-Jul-21	75	11-Nov-20	25-Feb-21																														
Madison Modernization		1071	01-Aug-17	04-Oct-21	1063	01-Aug-17 A	22-Sep-21																														
	Portland Public Schools Milestones	1049	31-Aug-17	04-Oct-21	1041	31-Aug-17 A	22-Sep-21																														
	Planning, Design & Construction Documents	532	01-Aug-17	27-Aug-19	660	01-Aug-17 A	02-Mar-20																														
	Construction, FF&E	543	11-Jun-19	23-Jul-21	524	17-Jun-19 A	02-Jul-21																														
	Owner Move In	25	12-Jul-21	13-Aug-21	30	17-Jun-21	28-Jul-21																														
	Closeout	91	31-May-21	04-Oct-21	73	14-Jun-21	22-Sep-21																														
Lincoln Replacement		1508	01-Nov-17	07-Sep-23	1536	01-Nov-17 A	17-Oct-23																														
	Portland Public Schools Milestones	1508	01-Nov-17	07-Sep-23	1536	01-Nov-17 A	17-Oct-23																														
	Planning, Design & Construction Documents	671	01-Nov-17	17-Jun-20	710	01-Nov-17 A	11-Aug-20																														
	Phase 1 - Construction, FF&E	541	18-Jun-20	20-Jul-22	644	23-Dec-19 A	17-Jun-22																														
	Phase 1 - Owner Move In	30	16-Jun-22	27-Jul-22	25	13-Jun-22	18-Jul-22																														
	Phase 1 - Close-out	61	02-Jun-22	25-Aug-22	81	02-May-22	22-Aug-22																														
	Phase 2 - Construction, FF&E	265	21-Jul-22	26-Jul-23	284	18-Jul-22	17-Aug-23																														
	Phase 2 - Owner Move In	20	27-Jul-23	23-Aug-23	20	21-Jul-23	17-Aug-23																														
	Phase 2 - Close-out	56	22-Jun-23	07-Sep-23	73	07-Jul-23	17-Oct-23																														
Benson HS		2069	30-May-16	09-Sep-24	2069	30-May-16 A	09-Sep-24																														
	Milestones	1135	19-Dec-19	08-Jul-24	1386	18-Dec-18 A	08-Jul-24																														
	Benson - Planning, Design, and Construction [1805	30-May-16	18-Aug-23	1805	30-May-16 A	18-Aug-23																														

■ Remaining Level of Effort
 ■ Baseline
 ■ Remaining Work
 ◆ Milestone
■ Actual Level of Effort
 ■ Actual Work
 ■ Critical Remaining Work
 ▶ Summary



Schedule Updates – Health & Safety Projects

CBRE HEERY		Portland Public Schools (PPS) Master Planning Schedule PPS - H+S BL Summary Details					Data Date: 01-Jan-20 Run Date: 15-May-20																				
Activity ID	Activity Name	BL Project Duration	BL Project Start	BL Project Finish	At Completion Duration	Start	Finish	Q3	Q4	Q1	Q2	Q3	Q4	Q1	Q2	Q3	Q4	Q1	Q2	Q3	Q4	Q1	Q2	Q3	Q4	Q1	
Asbestos Remediation		612	15-Dec-18	20-Apr-21	667	15-Dec-18 A	06-Jul-21	Asbestos Remediation																			
Portland Public Schools Milestones		597	15-Dec-18	20-Apr-21	652	15-Dec-18 A	06-Jul-21	Portland Public Schools Milestones																			
Asbestos Remediation: 2019		210	15-Dec-18	04-Oct-19	280	15-Dec-18 A	12-Jan-20 A	Asbestos Remediation: 2019																			
Asbestos Remediation: 2020		197	07-Oct-19	14-Jul-20	195	02-Jan-20	01-Oct-20	Asbestos Remediation: 2020																			
Asbestos Remediation: 2021		196	15-Jul-20	20-Apr-21	195	02-Oct-20	06-Jul-21	Asbestos Remediation: 2021																			
Roofing Replacement		756	03-Sep-18	20-Aug-21	1026	03-Sep-18 A	02-Sep-22	Roofing Replacement																			
Portland Public Schools Milestones		685	15-Dec-18	20-Aug-21	955	15-Dec-18 A	02-Sep-22	Portland Public Schools Milestones																			
Roofing Replacement: 2019		520	03-Sep-18	21-Sep-20	1026	03-Sep-18 A	02-Sep-22	Roofing Replacement: 2019																			
Roofing Replacement: 2020 - Pkg 1		357	01-Apr-19	21-Aug-20	313	03-Jun-19 A	21-Aug-20	Roofing Replacement: 2020 - Pkg 1																			
Roofing Replacement: 2020 - Pkg 2		286	08-Jun-20	16-Jul-21	164	23-Dec-19 A	10-Aug-20	Roofing Replacement: 2020 - Pkg 2																			
Fire Alarm		312	03-Sep-18	29-Nov-19	599	03-Sep-18 A	13-Jan-21	Fire Alarm																			
Portland Public Schools Milestones		241	15-Dec-18	29-Nov-19	528	15-Dec-18 A	13-Jan-21	Portland Public Schools Milestones																			
Fire Alarm: 2019 - Package 1		312	03-Sep-18	29-Nov-19	449	03-Sep-18 A	11-Jun-20	Fire Alarm: 2019 - Package 1																			
Fire Alarm: 2019 - Package 2		312	03-Sep-18	29-Nov-19	440	03-Sep-18 A	29-May-20	Fire Alarm: 2019 - Package 2																			
Fire Alarm: 2020 North - Package 1		0			293	14-Oct-19 A	04-Dec-20	Fire Alarm: 2020 North - Package 1																			
Fire Alarm: 2020 North - Package 2		0			319	14-Oct-19 A	13-Jan-21	Fire Alarm: 2020 North - Package 2																			
Fire Alarm: 2020 South - Package 3		0			290	14-Oct-19 A	01-Dec-20	Fire Alarm: 2020 South - Package 3																			
Fire Alarm: 2020 South - Package 4		0			309	21-Oct-19 A	06-Jan-21	Fire Alarm: 2020 South - Package 4																			
Security Upgrades		426	03-Dec-18	20-Jul-20	466	03-Dec-18 A	14-Sep-20	Security Upgrades																			
Portland Public Schools Milestones		415	03-Dec-18	20-Jul-20	454	03-Dec-18 A	14-Sep-20	Portland Public Schools Milestones																			
Security 2019: Pkg1 G1 - AK		378	03-Dec-18	13-May-20	422	03-Dec-18 A	14-Jul-20	Security 2019: Pkg1 G1 - AK																			
Security 2019: Pkg1 G2 - SG		46	07-Oct-19	09-Dec-19	214	07-Oct-19 A	30-Jul-20	Security 2019: Pkg1 G2 - SG																			
Security 2019: Pkg1 G3 - JS		0			103	09-Mar-20 A	29-Jul-20	Security 2019: Pkg1 G3 - JS																			
Security 2019: Pkg2 G1 - CN		73	31-Oct-19	10-Feb-20	203	31-Oct-19 A	10-Aug-20	Security 2019: Pkg2 G1 - CN																			
Security 2019: Pkg2 G2 - MR		24	04-Nov-19	05-Dec-19	194	11-Nov-19 A	06-Aug-20	Security 2019: Pkg2 G2 - MR																			
Security 2019: Pkg2 G3		0			146	04-Feb-20 A	25-Aug-20	Security 2019: Pkg2 G3																			
Security 2019: Pkg2 G4		10	06-May-20	19-May-20	160	04-Feb-20 A	14-Sep-20	Security 2019: Pkg2 G4																			
Water Program		526	04-Feb-19	26-Feb-21	735	04-Feb-19 A	14-Dec-21	Water Program																			
Portland Public Schools Milestones		526	04-Feb-19	26-Feb-21	495	04-Feb-19 A	12-Jan-21	Portland Public Schools Milestones																			
Pre-Pilot Project		96	04-Feb-19	19-Jun-19	97	04-Feb-19 A	19-Jun-19 A	Pre-Pilot Project																			
Fixture Repair Package-1		87	12-Mar-19	15-Jul-19	88	12-Mar-19 A	15-Jul-19 A	Fixture Repair Package-1																			
Fixture Repair Package-2		87	12-Mar-19	15-Jul-19	88	12-Mar-19 A	15-Jul-19 A	Fixture Repair Package-2																			

■ Remaining Level of Effort
 ■ Baseline
 ■ Actual Work
 ■ Critical Remaining ...
■ Actual Level of Effort
 ■ Primary Baseline
 ■ Remaining Work
 ◆ Milestone



Accomplishments

- ❑ **Turnover Process**
 - Grant turnover going well (biggest challenge is closing out CM/GC contract).
 - Construction auditor reviewing final subcontractor documentation from Roosevelt CM/GC; most remaining funds have been reallocated to RHS Window Rehabilitation.
 - Franklin CM/GC commitment closed out; two small commitments left to close out; most remaining funds transferred to 2012 Bond – COO Contingency.
- ❑ **Audits**
 - Year 2 performance audit by SEC is in final draft, to be completed by June 9.
 - Madison Modernization mid-point construction audit has been completed.

Next Steps

- ❑ **Staffing**
 - All open recruitments were temporarily closed during GF budget review; most have since been re-posted.
 - Current openings include:
 - Three PM1s
 - eBuilder administrator
 - Contracts specialist (waiting to be re-posted)
 - Director of Construction
- ❑ **Contracted Program/Construction Management**
 - CBRE|Heery contract for overall program management and construction management expires in December 2020; draft RFP in process.
 - On-call contracts remain available for construction management from four previously selected firms.

Challenges & Opportunities

- ❑ **Challenges:**
 - Impacts from COVID-19 are being assessed on a project-specific basis and mitigation measures being put in place.
 - PPS has mandated partial furloughs for all staff to address COVID-related budget challenges. Teams are utilizing contracted employees for construction site oversight on furlough days.
- ❑ **Opportunities:**
 - Staff have become proficient in collaborating remotely and are exploring new technologies that will provide long-term benefits.
 - Director of Construction role has been filled on an interim basis since first opening, providing consistency in project oversight and continuing development of standardized processes.



Project Updates



Accomplishments

- Assessment:** Completed December 2019
- Construction Documents:** Completed January 2020 – March 2020
- SHPO:** Submitted memo documenting RHS Modernization MOA accomplishments. Received response of concurrence from SHPO.
- Construction Procurement:** Contract execution and NTP expected to be issued mid May 2020.

Challenges & Opportunities

- Opportunities:**
 - Early school closures are allowing work to move forward sooner than previously expected.
- Challenges:**
 - Social distancing and COVID-19 impacts have caused workflow processes to be slowed and this is expected to continue through construction.

Next Steps

- SHPO:** Ongoing effort to closeout RHS Modernization MOA and negotiate amendment for Window Restoration project.
- Mock-Up:** Beginning in May 2020.
- Construction:** May 2020 – November 2020.
 - Interim Completion – August 21, 2020: South, East & West Elevations
 - Substantial Completion: October 30, 2020
 - Final Completion: November 30, 2020

Safety

- Man Hours to Date:** 0
- Reportable Accidents to Date:** 0
- OSHA Recordable Accidents:** 0
- Incident Rate:** 0%



Accomplishments

- TI - Permit:** Permit documents completed and submitted for permit review via FPP. Is now in queue for review and awaiting comments from City.
- TI - Coordination:** Established process for summer 2020 TI work. Limit scope and cost threshold to \$80,000 for the Summer 2020 and continue to completion Summer 2021.
- Addition - Design:** Bassetti has completed DD documents and is now in review with the project team.

Challenges & Opportunities

- Opportunities:** Discovered that there are extra stock materials and some equipment stored in RHS basement that can be used in the TI and Addition projects.
- Challenges:** The budget may be tight for all that the stakeholders want. However, it has also spurred creativity on how to potentially repurpose unused or minimally used technology equipment already in the building.

Next Steps

- TI - Construction Procurement:** Developing RFQ for TI summer 2020 work. RFQ scheduled to be sent to qualified contractors for bid before end of May.
- Addition - Design:** Continue development of Construction Documents and prepare for permit submittal.
- Addition – Construction Procurement:** Initiate and prepare procurement RFP process for contractors for the Addition work. Construction scheduled start, September 2021.
- Steering Committee:** Putting together a small Steering Committee to get feedback on scope and budget decisions.

Safety

- Man Hours to Date:** 0
- Reportable Accidents to Date:** 0
- OSHA Recordable Accidents:** 0
- Incident Rate:** 0



Close Out Activities

- Minor contractor activity onsite to address warranty and punchlist items (5 punchlist items remain).
- Staff are negotiating final project change orders and GMPCA's.
 - 12 remaining GMPCA's
 - Weekly meetings with CMGC project leadership are ongoing.
 - Working agreement reached on final GC amount.
 - Discussions ongoing for final GR amount.
- 10 open close-out submittals in processes.
- PPS construction auditor waiting for resolution on GC/GR GMPCA's to finalize audit.
- Project remains on budget, per risk assessment of outstanding issues.
- Project team is meeting regularly with PPS operations and IT departments to resolve closeout and turnover issues.

F/U Projects

- Confirmed projects**
 - Gym lighting levels
 - Improved ventilation for kiln room
 - Improved cooling for computer room
 - Band room instrument storage

Challenges & Opportunities

- Challenges:**
 - Paging/Bell system is operational and tested. Short list of punchlist corrections issued to the CMGC.
 - DDC HVAC control programming has 4 remaining open commissioning issues.



Overview To Date

Roofs:

- Complete:**
 - King
 - Beverly Cleary – Fernwood
 - Tubman
 - Holladay Center
 - Rose City Park
 - Rigler
 - Sitton

- Ongoing (2020):**
 - Jackson
 - Hayhurst
 - Chapman
 - Harrison Park
 - Kelly
 - Mt. Tabor
 - Ockley Green
 - Woodlawn

- Future:**
 - Duniway
 - MLC
 - Rieke

ADA:

- Complete - Ramps, restrooms, lifts:**
 - King
 - Beverly Cleary – Fernwood
 - Tubman
 - Lewis
 - Rose City Park
 - Rigler

- Complete - Elevators:**
 - King
 - Rose City Park

- Ongoing - Elevators:**
 - Rigler

- Ongoing - Ramps, restrooms, railings:**
 - Harrison Park
 - Kelly
 - Mt Tabor
 - Ockley Green
 - Woodlawn

Fire Alarm/Fire Sprinklers:

- Complete - Sprinklers:**
 - King
 - Beverly Cleary – Fernwood
 - Lewis
 - Jefferson

- Complete - Fire Alarms:**
 - King
 - Rigler
 - Maplewood
 - Ainsworth Annex
 - West Sylvan
 - Green Thumb
 - Lee
 - Da Vinci

- Ongoing - Sprinklers:**
 - Rigler

- Ongoing – Fire Alarms:**
 - See list of 18 schools on Fire Alarms project update slide



Accomplishments

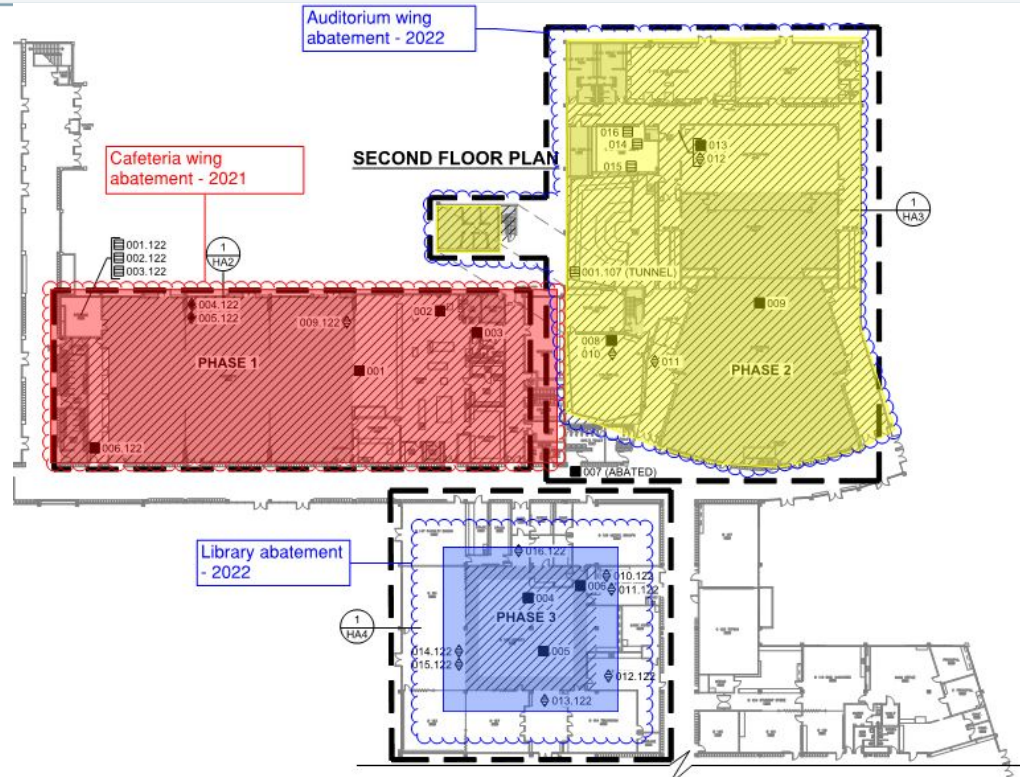
- 2019 Roofs/Seismic** completed under budget:
 - Sitton re-roof (Sitton - H&S Improvements-Bond - 5027)
 - Hayhurst seismic retrofit – Phase 1 (Hayhurst - SRGP-Bond - 5028)
- 2020 Roofs** permits approved and under construction:
 - Chapman re-roof (Chapman - Re-Roof and Fire Sprinkler System Installation – 4671)
- 2020 Roofs** permits submitted and awaiting contract execution
 - Multiple Sites - Heath & Safety Group 2 Design
 - Ockley Green
 - Harrison Park
 - Woodlawn
 - Multiple Sites - Heath & Safety Group 1 Design
 - Mt. Tabor
 - Kelly

Next Steps

- 2020 Roofs**
 - Execute contracts
- Phase 2 Construction of 2019 Projects**
 - Hayhurst Seismic Retrofit Phase-2 (5028)
- Jackson Roofing Phase 3 (5030):**
 - Bid out abatement as separate scope for 2021.

Challenges & Opportunities

- Challenges:**
 - Abatement pricing Jackson Phase 2 (summer 2020) was returned far over budgeted amount. The district will need to re-bid this work for summer 2021. This will also push the Phase 3 work originally scheduled for summer 2021 to Summer 2022.
 - Some COVID-19 related impacts are affecting the roofing projects with extended lead times for some materials/equipment.
- Opportunities:**
 - Due to early school closures, Hayhurst and Chapman have started construction early, lessening impact on fall activities.
 - An SRGP grant application has been submitted for Lent, the district should receive notice of award by the end of May 2020.
 - Early planning for summer 2021 roof replacements (as funding allows) has started.



PARTIAL FIRST FLOOR PLAN - PHASING

Jackson Abatement

- Bid received from GC on Jackson for planned 2020 work was above design estimates.
- Based on condition of Jackson Roof, the district is delaying the 2020 and 2021 phases of the Jackson project one year to allow for better bid results for abatement work.
- Highlighted areas from abatement plans show planned phases of work.



Accomplishments

Completed

- Elevator at Rose City Park Elementary (4586)
- Elevator, ramps, door hardware, restrooms, and stage lift at King (Group 3)
- Ramps, door hardware, restrooms, and stage lift at Beverly Cleary – Fernwood (Group 3)
- Ramps, door hardware, and restrooms at Tubman (4586)
- Ramps, door hardware, and restrooms Lewis (Group 3)
- Ramps, door hardware, and restrooms at Rigler (5029)

60% Complete

- Elevator at Rigler (part of interior and exterior ADA upgrades for Rigler - Health & Safety Improvements-Bond – 5029)

Next Steps

ADA construction awaiting contract execution:

- Group 1 Roofs 5153 and Group 2 Roofs 5154
 - Restrooms and hand railings:
 - Harrison Park
 - Ockley Green
 - Woodlawn
 - Restrooms, ramps, and entrance improvements:
 - Mt. Tabor
 - Kelly

Challenges & Opportunities

Challenges:


- Rigler elevator foundation differing site conditions have delayed project final completion, due to issues with original building foundation depth and soil conditions – see next page for photos. Foundation work is now completed.
- Rigler elevator work is ongoing but faces delays due to manufacturer delays from Covid-19



Rigler Elevator Foundation Issues

Picture 1 shows elevator foundation walls poured and ready for backfill, note new foundation column adjacent to shaft wall.

Picture 2 shows new foundation walls poured and ready for backfill. Note block-outs for elevator sump and collars remaining on columns from support work.



Rigler Elevator Foundation Issues

Picture 1 shows new wall framing for 1st floor elevator lobby.

Picture 2 shows new wall framing for 2nd floor elevator lobby.



Accomplishments

Completed (2019)

- Group 2 Fire Alarm / Sprinkler**
 - Ainsworth
 - DaVinci
 - Green Thumb
 - Lee
 - Maplewood
 - Jefferson (Fire Sprinkler)
 - West Sylvan

Under Construction (2020)

- Fire Alarm Group 1 North 5211**
 - Beaumont
 - Beverly Cleary
 - Fernwood
 - Forest Park
 - Meek
 - Sabin
- Fire Alarm Group 2 North 5212**
 - Astor
 - Kenton
 - Laurelhurst
 - MLC
 - Vernon
- Fire Alarm Group 3 South 5213**
 - Atkinson
 - Grout
 - Robert Gray
 - Stephenson

Next Steps

Contracting:

- Rigler Fire Sprinkler Upgrade (2020)**
- Fire Alarm Group 4 South 5214 (2020)**
 - Harrison Park
 - Lent
 - Markham
 - Richmond

Challenges & Opportunities

Challenges:

- Contractor and tradespeople availability for volume of work in fire alarm projects. Competition with security projects and fire alarm projects.
- Material delays due to manufacturer slowdowns from Covid-19 are affecting Group 3 schools and will likely affect Group 4 schools.

Opportunities:

- Outreach is ongoing to schools planned to receive fire alarm upgrades.



Completed Projects

- Group 4 Asbestos (2018)**
 - Chapman
 - Jefferson
- (Bond Funded) Asbestos Projects**
 - Harrison Park (4664 & 4441 - FY18)
 - Hosford (4573 – FY18)
 - Jackson (5030 – FY18)
- Multiple Sites 2018-19 MS Conversion (4586 – FY18)**
 - Tubman
 - Rose City Park
 - Roseway Heights
- Multiple Sites Bond 2018-19 (4924 – FY19)**
 - Beaumont
 - Capitol Hill
 - Jefferson
 - Lane
 - Marysville
 - Rigler
- Multiple Sites Floor Replacement (4565 – FY18)**
 - Sitton
- Woodstock Floor Replacement (4738 – FY18)**
 - Woodstock

2020 Projects

- 2020 Asbestos Bond Projects** survey & design completed; construction being contracted
 - Beaumont (Phase-2)
 - Chapman (Phase-2)
 - Capitol Hill (Phase-2)
 - Hosford
 - Lane
 - Rigler
 - Stephenson
 - Vernon
 - Woodstock
 - Vestal
- Supporting FAM project for steam trap repairs at Robert Gray (**Gray – Steam Trap Repairs – 5257 – FY20**)

Challenges & Opportunities

- Challenges:**
 - Jackson Phase 2 is being pushed to next summer to re-bid for lower cost
 - Project complexity with other construction scope
 - Ability to perform work in sites already closed by other Bond work
- Opportunities:**
 - Coordinating with other projects for efficiency



Accomplishments

- Phase-1 Work** (Priority Pre-K – 2nd Grade Interior) completed:
 - All Phase 1 work has been completed (total of 66 sites)
- Phase 2 and Phase 3:** (Pre-K – 2nd Grade Exterior and additional Interior locations in buildings with Pre-K – 2nd Grade programs) underway:
 - Interior and Exterior work part of Phase 2 & 3 now happening simultaneously as exterior work is dependent on weather. 6 Sites completed.
- Documentation:** Verdant Database Lead Paint Module purchased for tracking all lead paint work.
- In-House paint crew:** Two additional in-house painters hired and now working on the project (total of 6 on crew)
- Lead Paint IDIQ Solicitation:** Submittals from 7 contractors currently under review

Next Steps

- Phase 2 & 3 Work** (Pre-K – 2nd Grade Exterior and additional Interior locations in buildings with Pre-K – 2nd Grade programs):
 - Total of 54 Sites
- Staffing**
 - Additional safety training for paint crew
- Lead Paint IDIQ Solicitation:**
 - Contract recommendations to the School Board June 2020

Challenges & Opportunities

- Challenges:**
 - COVID-19 has affected work procedures and site access, causing some some challenges.
 - Additional safety training on hold due to COVID-19 and need for social distancing.
 - Weather: To accommodate social distancing, crew shifted to exterior work a little earlier than planned.
- Opportunities:**
 - Once IDIQ painting contracts in place, look to roll out first work packages to accelerate project completion timeline.



Accomplishments

- Focused Fixture Replacement, Sampling, Testing and Reporting:** Completed.
- Low Lead Drinking Water Station Pilot Study**
 - Conducted a six (6) school pilot study
 - Test results informed the proposal to implement pilot scope district wide
 - Pilot will continue until 40-weeks of data is obtained.
- School by school detailed engineering plans**
 - Completed design on 10-school sites.
 - Successful bid on 5-school sites.
 - Pre-bid meeting completed on second 5-school sites.
 - Additional 20-school sites in the design process.

Next Steps

- Design Surveys:**
 - Detailed school site engineering surveys and Principal interviews for remaining Groups.
- Design:**
 - Construction Drawings and bid packages of 5 sites to be released approximately every 3-weeks until all sites are addressed (Mid 2021)
- Construction:**
 - Construction starting May/ June 2020 and continuing through Fall 2021, with 5 new sites starting every 3 to 4 weeks.
- Completion:**
 - All major construction and testing forecasted to be complete by the end of 2021.

Challenges & Opportunities

- Challenges:**
 - It will require work through the 2021 calendar year to complete work in all buildings
 - A modest culture change to include students carrying water bottles is part of the solution
 - Fewer overall locations to obtain water at drinking fixtures within the schools
- Opportunities:**
 - Higher quality water available and with many more bottle filling stations
 - PPS as a leader in school water quality and student safety; resolution of the Drinking Water “Crisis”



Accomplishments

- Security Upgrades Group 1:** 26 schools under Design/Build contract
 - 5 Schools *Designed and Awaiting Construction*
 - 7 Schools *In Construction or Commissioning*
 - 14 Schools *Turned Over / Punchlist*
- Security Upgrades Group 2:** 31 schools under Design/Build contract
 - 13 Schools *Designed and Awaiting Construction*
 - 7 Schools *In Construction or Commissioning*
 - 11 Schools *Turned Over / Punchlist*
- Security Upgrades Group 3:** 30 schools
 - We have contracted for Design, and the Design process is complete. We have updated construction bid amounts and are reviewing
- PPS Staffing:**
 - A second full-time construction manager has been added to Secure Schools team.

Next Steps

- Security Upgrades Groups:**
 - Complete construction/commissioning for Security Upgrades Group 1
 - Complete construction/commissioning for Security Upgrades Group 2
 - Complete review of updated construction bid amounts with regards to contracting for Security Upgrades Group 3
- Fencing:**
 - Complete design and move into permitting for sites with supplemental fencing
- Contractor Staffing:**
 - OSM schedulers are continuing to work with Contractor to assist in forecasting impacts.
 - Contractor staffing levels have increased substantially, resulting in better schedule performance. Continuing to monitor for potential schedule slips.

Challenges & Opportunities

- Challenges:**
 - Group 1 and Group 2: Review of fencing designs needs to accelerate and move into permitting and bidding.
 - Group 3: Construction contract is not executed; however, Design is now complete.



Accomplishments

- Construction:** Roofing, exterior framing/weather barrier/rain screen, and interior building systems and walls are significantly complete on the Gym, Commons & Administrative Wing. The 3-story Learning Suites are well underway on both the interior and exterior. The main concrete stairway has been formed and poured.
- Mock-up/barrier testing:** A mock-up of the building envelope has been completed and approved by the A/E team. An in-place window/siding system passed a water/air barrier test.
- FF&E:** Planning for furnishings, fixtures and equipment is continuing.

Challenges & Opportunities

- COVID-19 risk management:** Project team coordinating with Bond program to mitigate risks from COVID-19.
- Constrained site:** Project team coordinating with GC to minimize impact on neighbors.
- Planning principal:** Planning for opening of new school would benefit from selection of KMS planning principal anticipated in July, 2020.

Next Steps

- Learning Suites:** Learning Suites exterior framing/weather barrier/rain screen, windows, M/E/P systems, and interior framing/drywall will be installed.
- Site work:** Site grading will begin around the building.
- Public works (PW) permitting:** Public works planning and construction will begin in the next month.

Safety

- March Man Hours:** 11,783
- Man Hours to Date:** 51,225
- Reportable Accidents to Date:** 2
- OSHA Recordable Accidents:** 0
- Incident Rate:** 0



Kellogg MS Replacement



Aerial Photos / April, 2020



Kellogg MS Replacement



Aerial & Web Cam Photos / April, 2020



Kellogg MS Replacement



Commons & Stair Photo / April, 2020



Commons & Stair Rendering



Commons & Servery Photo / April, 2020



Commons & Servery Rendering



Kellogg MS Replacement



Media Center Photo / April, 2020



Media Center Rendering



Music Room Photo / April, 2020



Music Room Rendering



Kellogg MS Replacement



Performance Stage Photo / April, 2020



Performance Stage Rendering



Accomplishments

- Construction:**
 - Theater structure complete
 - New science wing structure complete
 - Wall framing & MEP roughin in Sectors C, D, & E in progress
 - South fields are in progress
 - Currently on schedule despite COVID challenges
 - Window frames on site and install has started
 - Phase III building permit received

Challenges & Opportunities

- Challenges:**
 - COVID labor inefficiency impacts
 - Little schedule float left to absorb new impacts
 - Site logistics are challenged with extra trailers/lifts to achieve social distancing
 - Mandatory furlough is a challenge for PPS staff in dealing with workloads
- Opportunities:**
 - Warehousing of materials has helped eliminate supply chain risk due to COVID
 - Subs are cooperative and committed to finishing project on time

Next Steps

- Construction:**
 - Level 2 of gym CMU thru end of May
 - Commons structural steel in June
 - Theater SOG
 - Wall framing & MEP roughin throughout building
 - Public Works Permit is nearly complete after ROW acquisitions are finalized

Safety

- Man Hours to Date:** 227,325 as of May 7, 2020
- Reportable Accidents to Date:** 1
- OSHA Recordable Incidents:** 1
- Incident Rate:** 0.84



Madison HS Modernization



Aerial photo – May 4, 2020

May 2020



Madison HS Modernization



Aerial photo – May 4, 2020

May 2020



Madison HS Modernization



Aerial photo – May 4, 2020

May 2020



Accomplishments

- Design:**
 - Construction administration and permit review ongoing
 - Water and Electrical service changes by PWB and PGE
- Construction:**
 - Early Work of deep pilings and aggregate piers completed on schedule in April
 - GMP submitted on budget and approved by the BOE
 - Tower cranes erected in early May

Next Steps

- Permits:**
 - Construction proceeding on Permit 1 for structural work
 - Permit 2 for the main building expected in August
 - Public Works 60% permit review pending changes made by PWB and PGE
- Contract:**
 - Approx. \$2.7M remaining buyout for Phase 1. Phase 2 buyout in 2021-22 is approx. \$26M of scope.

Challenges & Opportunities

- Challenges:**
 - Redesign of main water and electrical services
 - COVID-19 impact on structural steel procurement
 - Unknown potential impacts to labor and supply chain from COVID-19
- Opportunities:**
 - Back to work plan implemented for key site staff based on OSHA guidelines
 - Resequencing of scope items to gain schedule improvements

Safety

- Man Hours to Date:** 10,646 as of April 30
- Reportable Accidents to Date:** 0
- OSHA Recordable Incidents:** 0
- Incident Rate:** 0.00



Lincoln HS Replacement



Aerial photo – May 11, 2020

May 2020



Lincoln HS Replacement



Site photo – May 6, 2020

May 2020



Rebar Cages for Deep Pilings



Orchestra Pit Excavation



Accomplishments

- 50% Design Development (DD):**
 - OAC plan reviews & stakeholder design review meetings complete.
 - Andersen & A/E Estimator reconciled estimates.
 - OAC Team coordinated Value Engineering (VE) / cost cutting for budget alignment.
- CMGC Early Trade Package** issued by Andersen Const.
- Historic Landmarks Commission (HLC) Type III Preliminary Submittal** complete.
- Summer 2020 work** planning & investigation under way.
- Buckman Field connections** being coordinated with Portland Parks & Rec. staff.
- Quarterly project team partnering sessions** continued.
- 75% DD:** Design Team coordination set milestone

Next Steps

- 100% DD** package
- Design review** being done with virtual/online stakeholder engagement.
- FF&E**
 - Existing furniture inventory for swing site planning & building cleanout
 - CTE equipment planning & consolidation
- HLC Type III:** Submitting design package final package and anticipating summer hearing.
- State Historic Preservation Office (SHPO):** Clearance form submittal
- Schedule:** Monthly schedule workshops with project team
- Completion:** summer 2020 work & investigation

Challenges & Opportunities

- Challenges:**
 - Building cleanout and move with large amount of heavy equipment
 - Postponed DAG & school community engagement due to school closure
 - Conducting virtual/online meetings with school and district stakeholders
 - Planning, move, transportation and messaging for relocation to multiple swing sites for 3 year construction period
- Opportunities:**
 - Early co-location on site



Benson HS Modernization



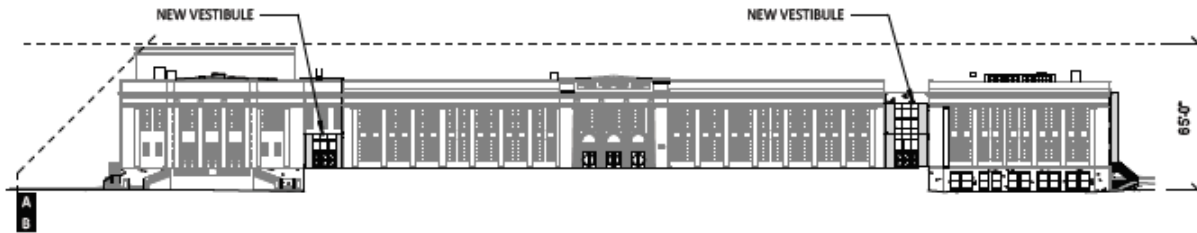
50% DESIGN DEVELOPMENT: South elevation pedestrian & bike connection





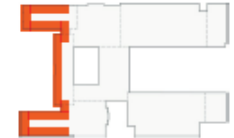
50% DESIGN DEVELOPMENT: West Elevation

Proposed Elevation



1. West Elevation - Proposed 1"=50'

Benson Polytechnic High School
Historic Resource Review



BUILDING A **BUILDING E** **BUILDING G1**
REFERENCE: H3.01 REFERENCE: H3.41 REFERENCE: H3.61

2. West Elevation - Proposed with Site Elements 1"=50'



Rendering of approach from 12th Ave



Detail Rendering of proposed Vestibule at A/E



Detail Rendering of proposed Vestibule at E/G1



50% DESIGN DEVELOPMENT: West Elevation

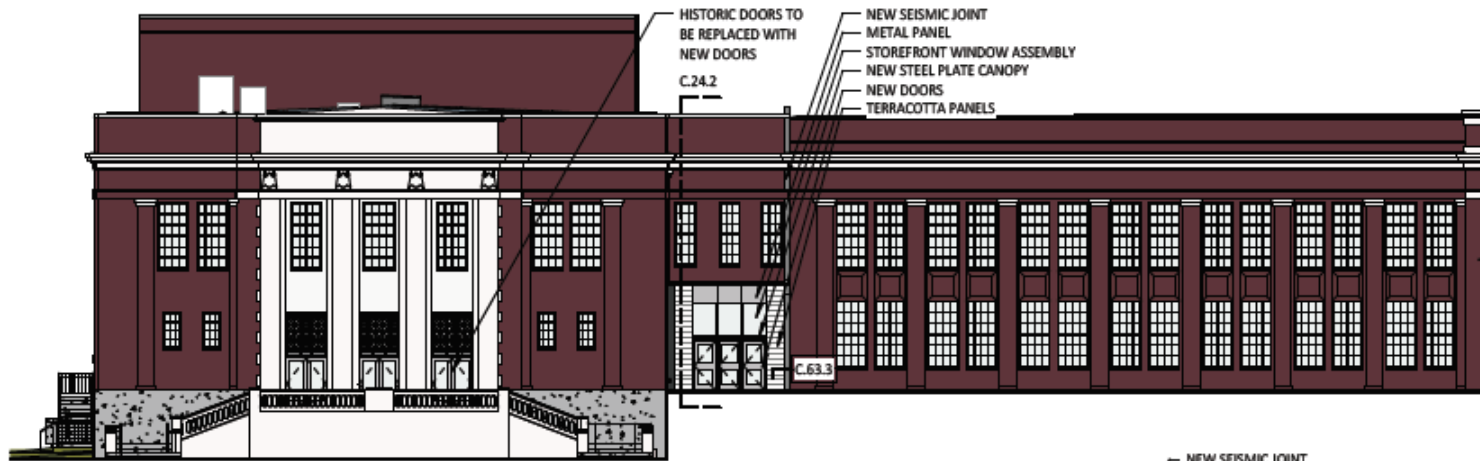
Benson Polytechnic High School
Historic Resource Review



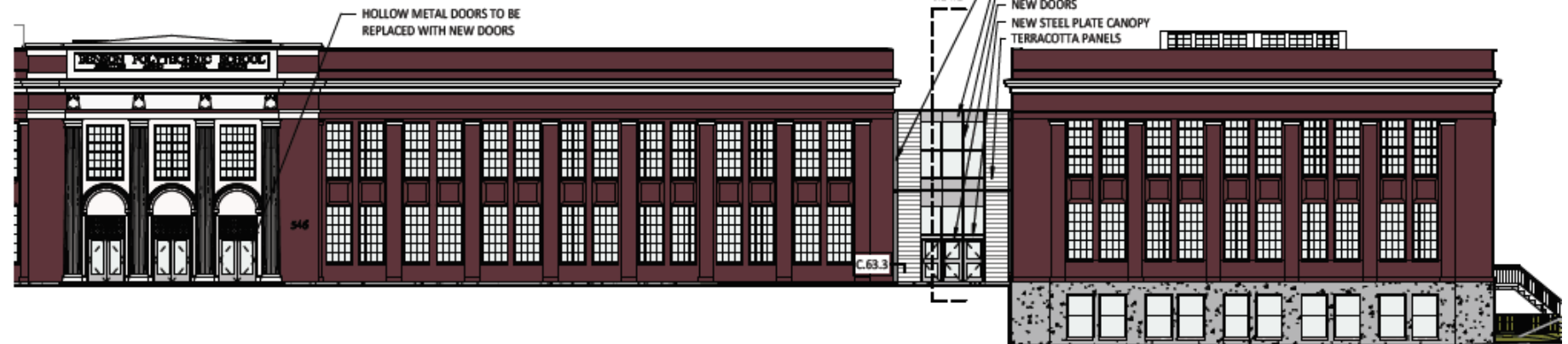
HISTORIC GENERAL NOTES

- BRICK TO BE TUCK-POINTED, CLEANED, AND REPAIRED.
- TERRACOTTA TO BE SOUNDED, PATCHED, CLEANED, AND REFINISHED TO MATCH EXISTING.
- CONCRETE PARGE COAT BELOW FIRST FLOOR TO BE SOUNDED, PATCHED, AND REFINISHED TO MATCH EXISTING.
- STEEL LINTELS ABOVE WINDOWS TO BE CLEANED, AND PAINTED.
- EXISTING HISTORIC WOOD WINDOWS TO BE RETURNED TO PROPER WORKING ORDER, REPAINTED AND REHABILITATED, INCLUDING REPAIRS TO JOINERY AND REPLACEMENT OF BROKEN OR MISSING HARDWARE.
- EXISTING DAMAGED PARAPET CAP FLASHING TO BE REMOVED AND REPLACED.

Enlarged Elevation



1. West Elevation, Building A 1/16"=1'



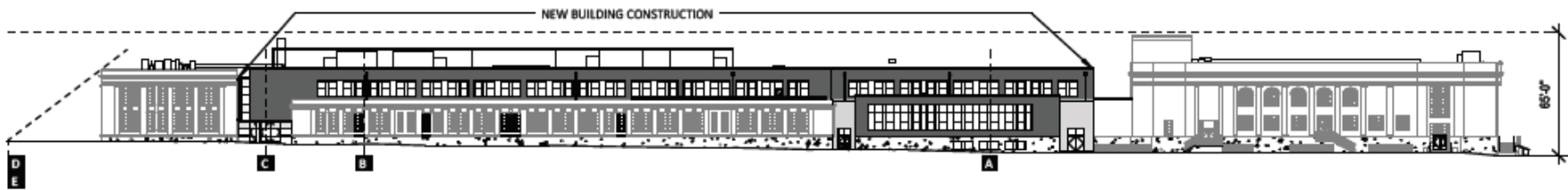
5. West Elevation, Building E + G1 1/16"=1'



50% DESIGN DEVELOPMENT: North Elevation

Proposed Elevation

Benson Polytechnic High School
Historic Resource Review



1. North Elevation - Proposed 1"=50'



BUILDING D

REFERENCE: H3.31

BUILDING C

REFERENCE: H3.21

BUILDING B

BUILDING A

REFERENCE: H3.01

2. North Elevation - Proposed with Site Elements 1"=50'





50% DESIGN DEVELOPMENT: South Elevation

Proposed Elevation

Benson Polytechnic High School
Historic Resource Review



1. South Elevation - Proposed 1"=50'



BUILDING G1

BUILDING G2

BUILDING H

BUILDING I

REFERENCE: H3.61

2. South Elevation - Proposed with Site Elements 1"=50'



View of G2 from Sidewalk



I View of G2 from Buckman Field



View of F and H from South Plaza



H View of C from Buckman Field

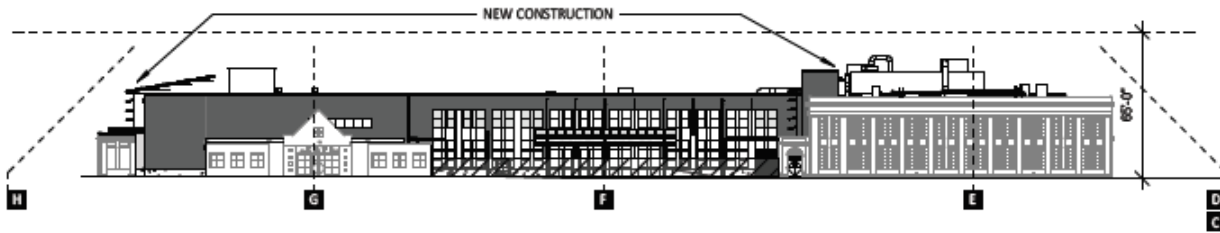


50% DESIGN DEVELOPMENT: East Elevation


Benson Polytechnic High School
Historic Resource Review



Proposed Elevation



1. East Elevation - Proposed 1"=50'



2. East Elevation - Proposed with Site Elements 1"=50'



G Building I from 15th, Building H in the Background



May 2020



Accomplishments

- Master Plan:**
 - Master Plan approved by School Improvement Bond Subcommittee, May 7, 2020
 - Master plan will advance to the Board of Education for full approval
- Community Engagement**
 - Completed DAG meetings #5 and 6
- Budget**
 - Master Plan cost estimates align with BOE approvals

Next Steps

- Master Plan Approval:** Board vote likely scheduled for June 11 meeting
- Design:** Once Master Plan is fully approved, begin work on the Schematic Design package
- Stakeholder Engagement:** Schedule DAG #7, Schematic Design kick-off
- Design contract:** finalize contract with Bassetti for schematic design through project completion
- Precon Agreement:** with Andersen Construction

Challenges & Opportunities

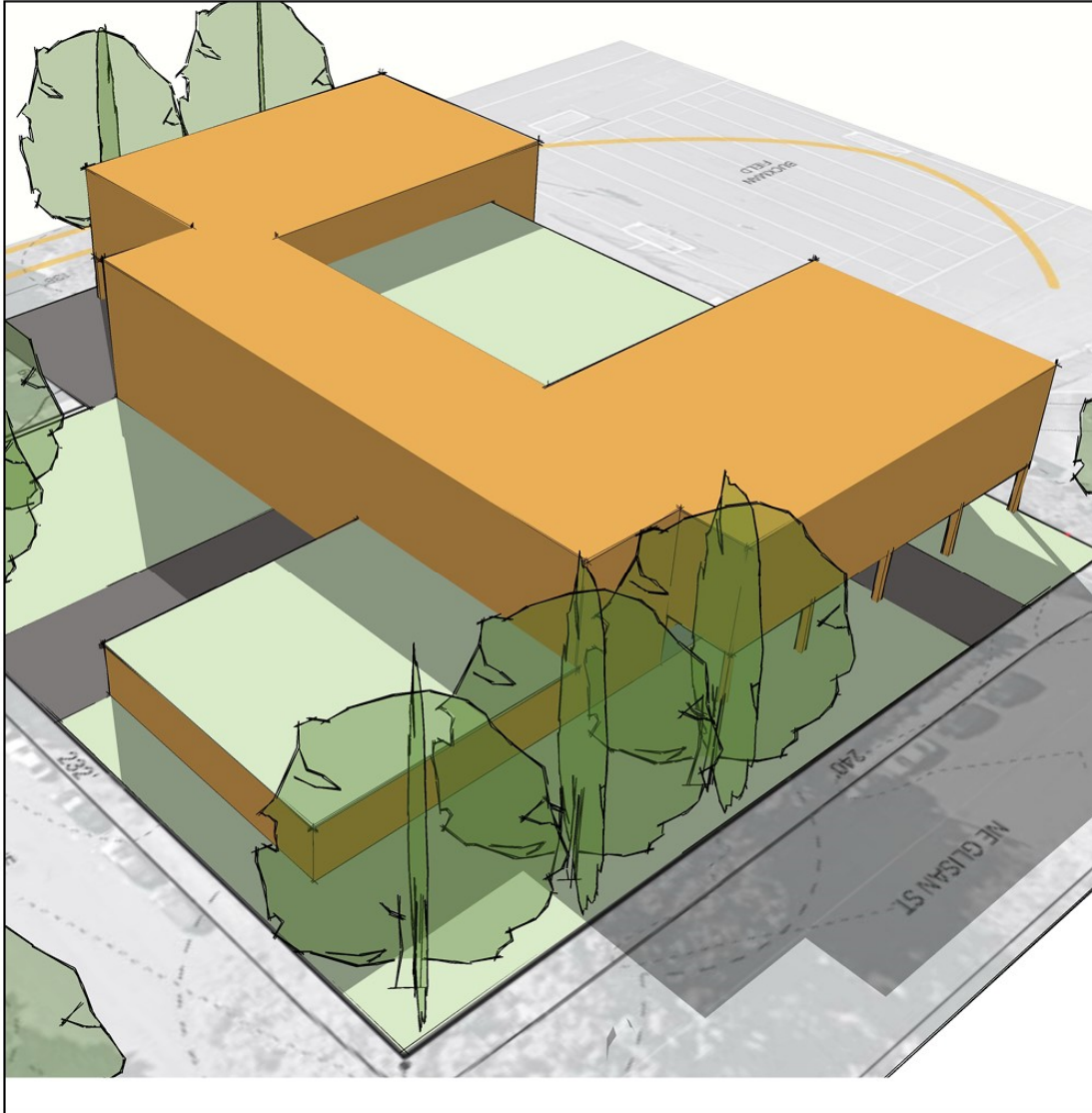
- Challenges:**
 - Managing the scope of work for programs that do not fall within the current Ed Spec requirements
 - Integrating the schedule to align with the work at Benson HS.
 - Conducting DAG and other meetings virtually
 - Planning for move to Kenton in August 2021
- Opportunities:**
 - Exploration of innovative materials and construction technology, i.e. CLT, pre-fabricated units, etc.
 - Explore concepts of Trauma Informed Design



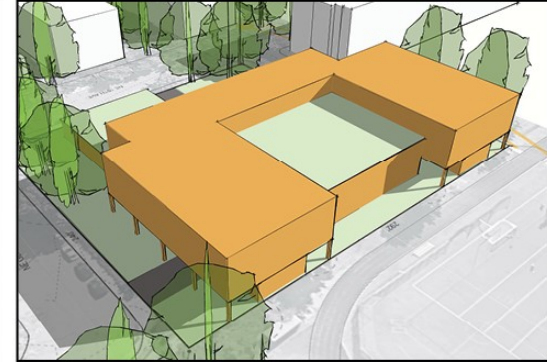
Benson: Multiple Pathways Building



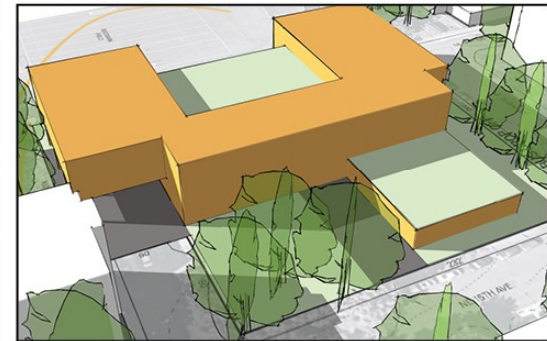
MASTER PLAN



VIEW FROM NORTHEAST



VIEW FROM NORTHWEST



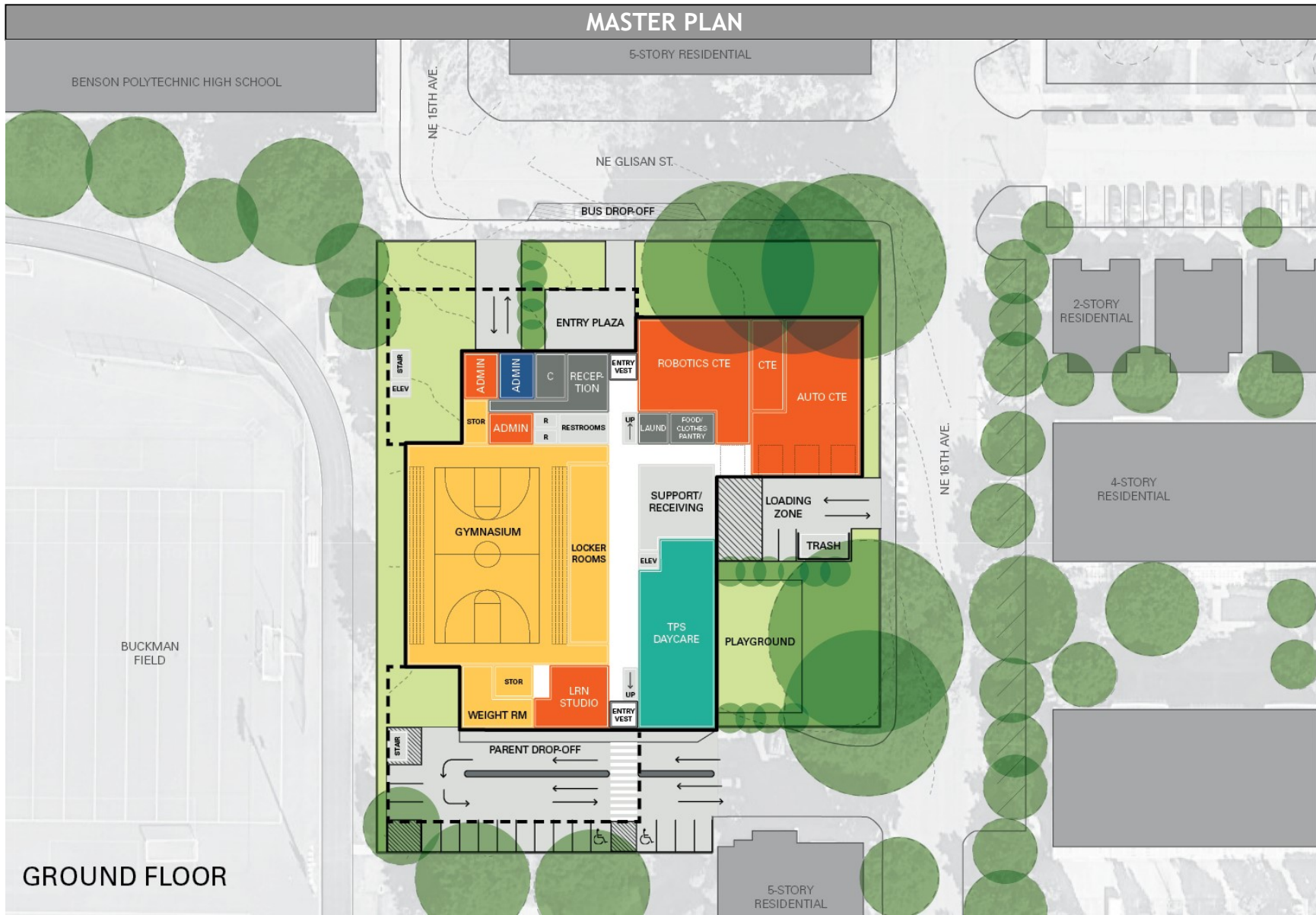
VIEW FROM SOUTHEAST



VIEW FROM SOUTHWEST

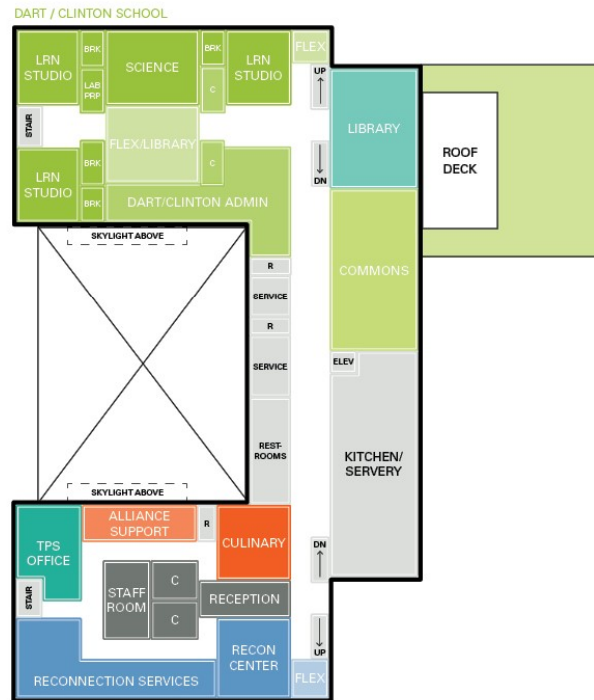


Benson: Multiple Pathways Building

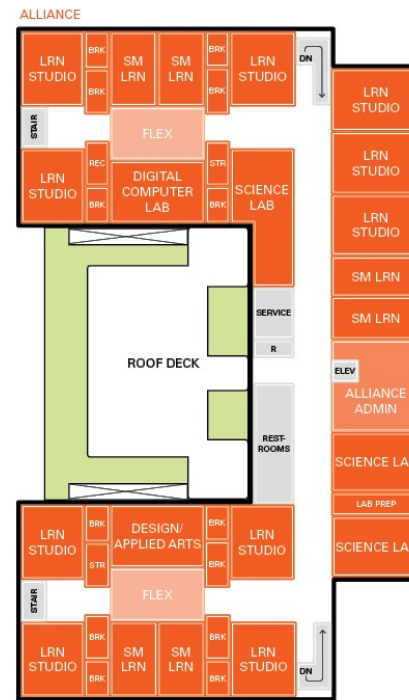




MASTER PLAN



SECOND FLOOR



THIRD FLOOR



Accomplishments

- Marshall:**
 - Land use application submitted for new building
 - Marshall building tenant improvement (TI) submitted for permitting in Facilities Permit Program (FPP)
 - Reduced TI scope to reduce cost & meet schedule constraints
 - Andersen Construction review of site investigations to confirm existing conditions
 - TI work & new auxiliary CTE shop building will be executed under CM/GC contract with Andersen Construction
 - 25% CD completion for new building
 - Confirm OHSU clinic to move and operate at Marshall
- Kenton:**
 - Continue coordination with De La Salle HS to manage building transition
 - PPS IT infrastructure work to begin summer 2020
- Grant:**
 - Portland Evening and Summer Scholars (PESS) will move to Grant August 2020

Next Steps

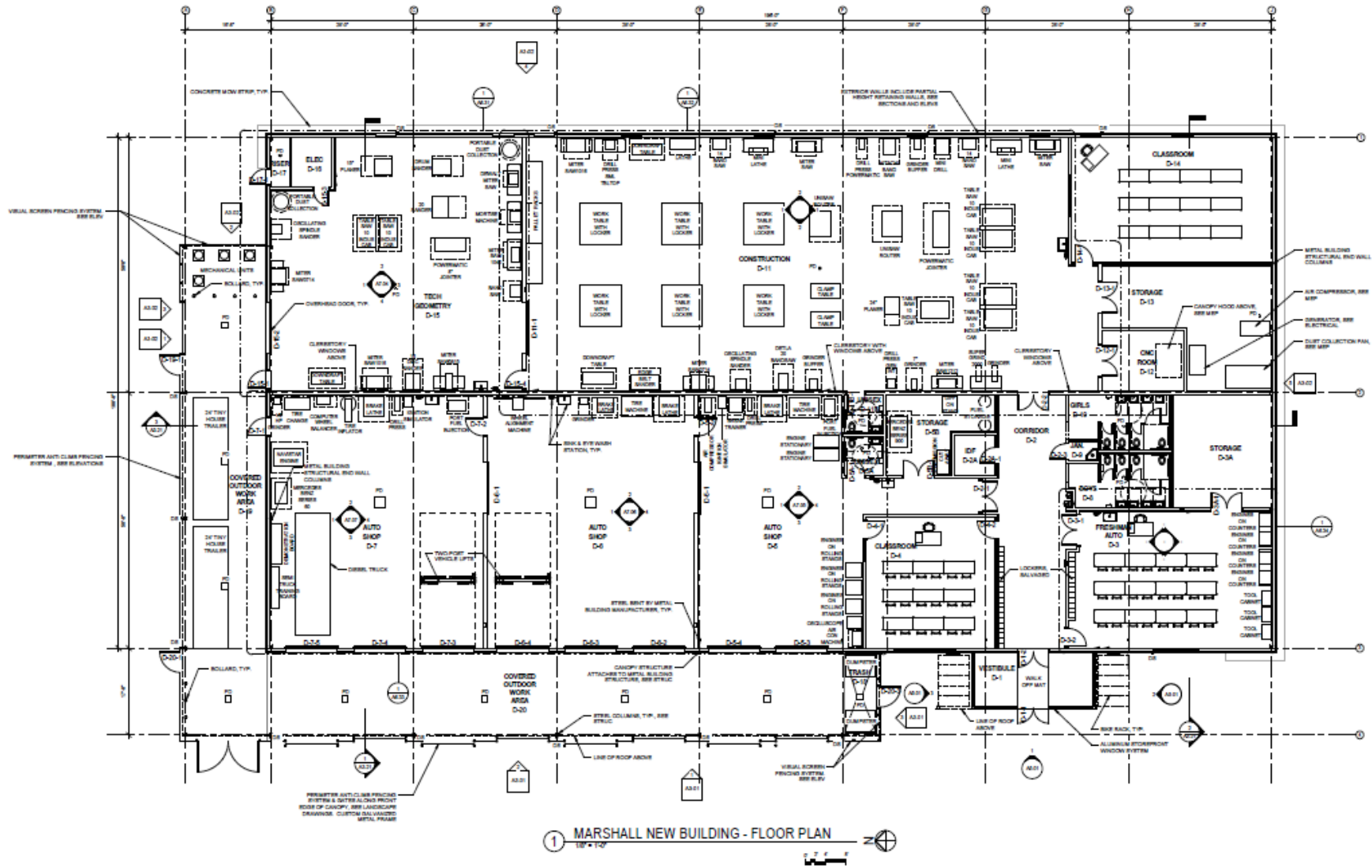
- Marshall**
 - Cost reconciliation and start of construction
 - Determine nonconforming upgrades (NCU) scope
 - Start summer 2020 work
 - Land use approval & permitting for new building
- Grant:**
 - PESS move in & school communication
 - Working with Grant & PESS to confirm space use
- Kenton:**
 - MPG leadership walkthrough June 1st
 - Confirm contracting plan & schedule

Challenges & Opportunities

- Marshall:**
 - Aligning the scope and budget.
 - Obtaining permit in time to start new building in Fall of 2020
 - Compressed timing of swing site build out at Marshall & move-in. 3-4 Phases anticipated
- Kenton:**
 - Compressed timing of swing site work & move in following DLS move out at end of lease

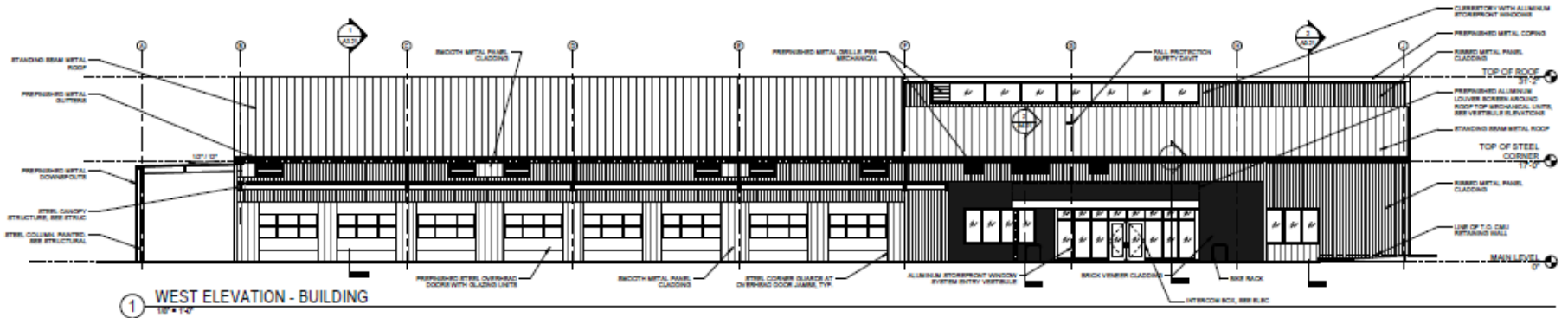


AUXILIARY BUILDING



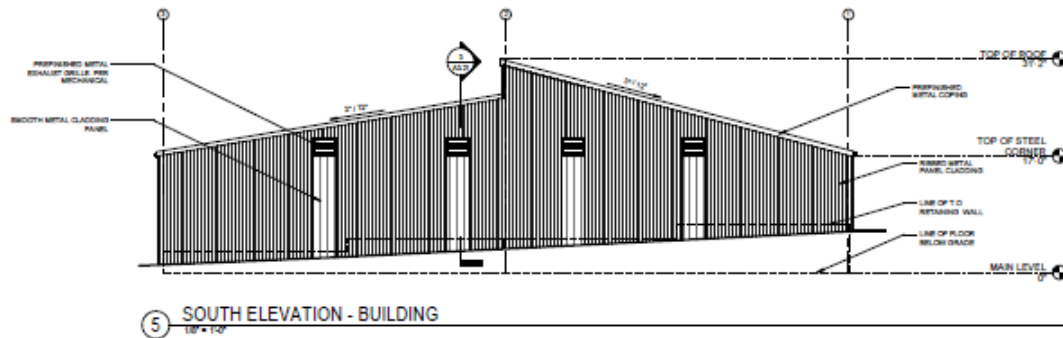
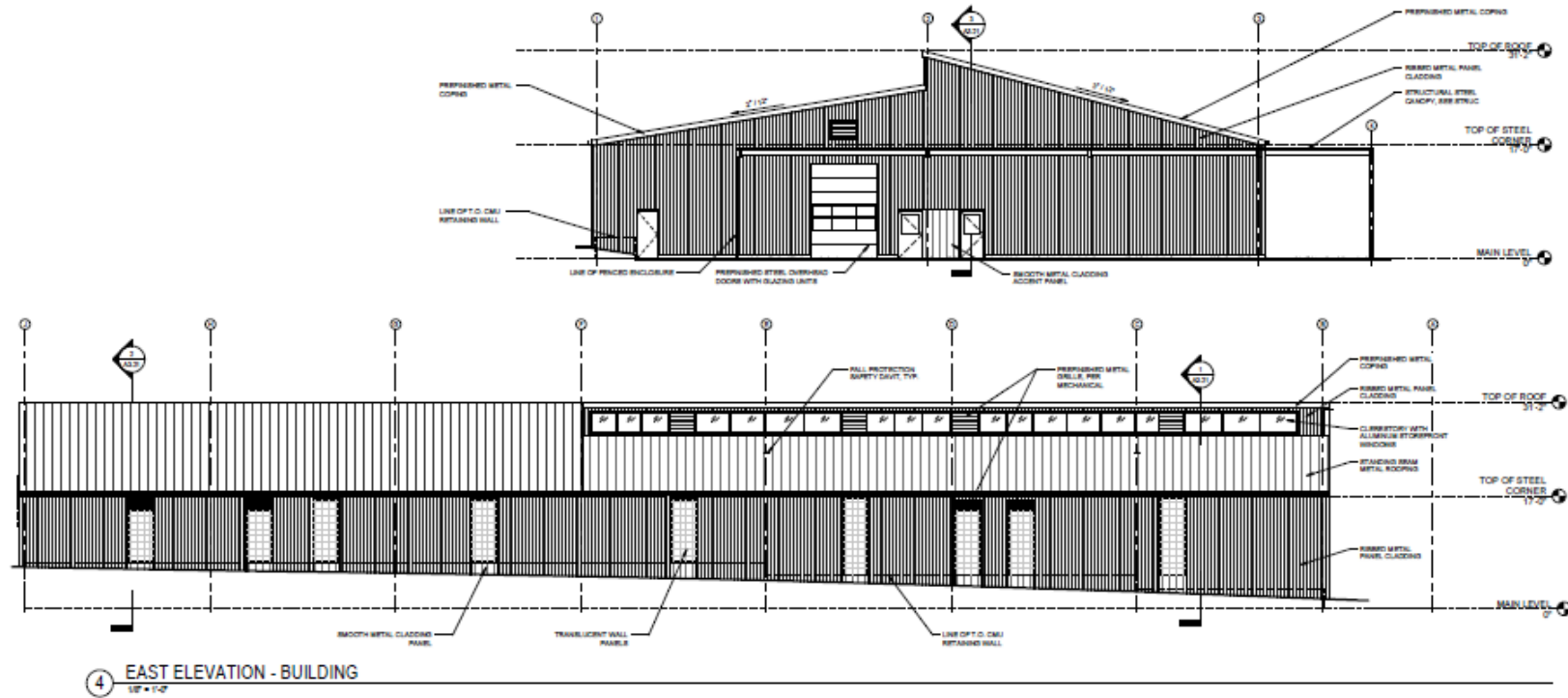


AUXILIARY BUILDING





AUXILIARY BUILDING



ELEVATION MATERIALS LEGEND

	RIBBED METAL PANEL CLADDING		PREPARED ALUMINUM LOUVRE SCREEN
	BRICK VENEER CLADDING		VISUAL SCREEN PRICING SYSTEM
	TRANSLUCENT WALL PANELS		ART CLEAR PRICING SYSTEM
	SMOOTH METAL CLADDING PANEL		STANDING BEAM METAL ROOFING